



**LIMITED HAZARDOUS MATERIALS SURVEY REPORT  
JAMES A. WHITAKER ELEMENTARY SCHOOL  
(MULTI-PURPOSE ROOM BUILDING MODERNIZATION)  
8401 MONTANA AVENUE  
BUENA PARK, CALIFORNIA 90621**

**PREPARED FOR:**

MR. JEFFERY THOMAS, TELACU PROJECT MANAGER  
CARE OF: BUENA PARK SCHOOL DISTRICT  
6885 ORANGETHORPE AVENUE  
BUENA PARK, CALIFORNIA 90620  
PHONE: (714) 522-8412

**PREPARED BY:**

VISTA ENVIRONMENTAL CONSULTING, INC.  
1054 NORTH TUSTIN AVENUE  
ANAHEIM, CALIFORNIA 92807  
PHONE: (714) 289-2600

APRIL 27, 2022

PROJECT No. 220527003



# TABLE OF CONTENTS

	<u>PAGE</u>
EXECUTIVE SUMMARY	i
MAIN REPORT	
1.0 INTRODUCTION	1
2.0 METHODOLOGY	2
3.0 RESULTS	5
4.0 RECOMMENDATIONS	7
5.0 LIMITATIONS & EXCLUSIONS	10
APPENDICES	
A SAMPLE LOCATION MAPS	
B ASBESTOS LABORATORY ANALYTICAL RESULTS	
C XRF LEAD DATA TABLE / CDPH FORM 8552	
D CONSULTANT CERTIFICATES	

## **EXECUTIVE SUMMARY**

At the request of Buena Park School District (BPSD), Vista Environmental Consulting, Inc. (VISTA) performed a Limited Hazardous Materials Survey of the Multi-Purpose Room Building within the campus of James A. Whitaker (Whitaker) Elementary School located at 8401 Montana Avenue in the City of Buena Park, Orange County, California (the Project Site). The limited areas of the Project Site surveyed are planned for renovation activities as part of a School Modernization project, per architectural plans.

The survey was performed to identify and sample accessible, suspect asbestos-containing materials (ACMs), asbestos-containing construction materials (ACCMs), representative building components for the presence of lead-based paints (LBPs)/lead-bearing substances (LBSs), universal waste (UW) materials, polychlorinated biphenyls (PCBs) containing devices, mechanical equipment & machines which contain ozone depleting chemicals, devices with low-level radioactive sources, and other universal waste materials that may be present within the facility.

The results of the survey and testing indicate that hazardous or regulated materials are present at the Project Site. The following table lists the identified materials, the location of the materials and the estimated quantity:

**Table 1 of 1 Multi-Purpose Room Building (Limited Areas)**

MATERIAL	DESCRIPTION	LOCATION	CONTAMINANT	ESTIMATED QUANTITY <sup>1</sup>
<u>No ACMs/ACCMs/Assumed ACMs Identified</u>				
Wall	Brown/Ceramic	Foyer	Lead-Bearing Substance (LBS)	30 SF
Wall	Blue/Ceramic	Foyer	Lead-Bearing Substance (LBS)	30 SF
Floor Drains	Gold/Brass	Restrooms	Lead-Bearing Substance (LBS)	2 EA
Floor Cover	Gold/Brass	Multi-Purpose Room	Lead-Bearing Substance (LBS)	4 EA
LCSCs Detected (See XRF Lead Data Table)				
4' Fluorescent Light Tubes		Interior	Universal Waste (UW)	120 EA
Light Fixture Ballasts		Interior	Suspect Polychlorinated Biphenyls (PCBs)/ Electronic Waste	46 EA
Strobe Lights		Interior	Universal Waste (UW)	5 EA
Exit Signs		Interior	Universal Waste (UW)	3 EA

Notes:

SF = square feet

LF = linear feet

EA = each

NA = not applicable

AC = air-conditioning

UW = universal waste

PCB = polychlorinated biphenyls

ACM = Asbestos-Containing Material, Greater than 1% of asbestos by Polarized Light Microscopy (PLM), as defined by USEPA

ACCM (<1%) = Asbestos-Containing Construction Material, found to contain trace asbestos (>0.1%, <1.0%) are subject to regulation by CAL/OSHA as ACCMs. Select samples have been further analyzed by 1,000 PLM Point Count for asbestos.

Lead-Based Paint = 1.00 milligrams per square centimeter (mg/cm<sup>2</sup>) of lead or greater is present, as defined by 17 California Code of Regulations (CCR) 35001-36100

Lead-Containing Surface Coatings = 0.10 to 0.99 mg/cm<sup>2</sup> of lead present (8 California Code of Regulations [CCR] 1532.1). Contractor is responsible for employee exposure monitoring during abatement/demolition of LCSCs.

Lead-Bearing Substances = 1.00 mg/cm<sup>2</sup> of lead or greater is present

<sup>1</sup> Order of Magnitude ESTIMATED Quantities and Locations. It is the sole responsibility of the contractor to verify quantities and locations of hazardous materials in the path of construction through site visits and contractual bid set documents, including, but not limited to all specifications, drawings, and addenda. Any discrepancies between the contractual bid set documents and site visits must be submitted in writing to the Owner or the Owner's representative, **PRIOR** to bidding.

### Asbestos

The results of the limited asbestos survey indicate that **ACMs and ACCMs are not present** at limited areas at the project site building.

### Lead

The results of the limited lead testing indicate that **LBSs** and **LCSCs are present** at limited areas at the project site building.

All activities involving potential and identified lead-containing surfaces should be performed in accordance with California Health & Safety Code sections 17920.10 and 10525, 10525.7, Title 8, California Code of Regulations (CCR), Section 1532.1. In addition, all activities involving identified lead-based paints (LBP) must be performed in accordance with Title 17, CCR, Division 1, Chapter 8, Sections 35001 through 36100, and 40 CFR 745 which proscribe the use of California Department of Public Health (CDPH) or Federal EPA certified firms, workers, work practices, and other requirements.

Written notification to Cal/OSHA must be accomplished should LBP activities involve equal to or more than 100 square feet or 100 linear feet of removal in accordance with the requirements of 8 CCR 1532.1. Written notification to CDPH may be required.

Any welding, cutting or heating of metal surfaces containing surface coatings should be conducted in accordance with 8 CCR 1537 Welding, Cutting, and Heating of Coated Metals. This standard requires surfaces covered with toxic preservatives, and in enclosed areas, be stripped of all toxic coatings for a distance of at least 4 inches, in all directions, from the area of heat application prior to the initiation of such heat application, or 8 CCR 1536 Ventilation Requirements for Welding, Brazing, and Cutting.

Universal Waste

The results of the limited survey indicate that **universal waste materials are present** at limited areas at the project site building.

All potential and identified Universal Waste (UW) materials impacted by the work should be removed and recycled or disposed of in accordance with the UW guidelines established by the DTSC, as stated in 22 CCR Sections 66261.9 and 66273.1 thru 66273.90.

VISTA's limited visual survey indicated that light fixtures with ballasts that may contain PCB oil are present. However, due to the limited nature of the random spot checks, VISTA recommends that all ballasts be visually inspected, prior to disposal, to determine if they contain PCB's. Those ballasts marked No PCB's or PCB Free can be considered as such as should be treated as UW - electronic waste. All PCB-containing devices, including, but not limited to ballasts, should be removed or have the oils removed and properly handled, collected, stored, transported and recycled or disposed of by an approved recycling or disposal facility in accordance with the requirements of Title 22 CCR 67426.1. Devices containing ozone depleting chemicals, low-level radiation, and other hazardous chemicals should be collected, waste characterized, disposed or recycled according to all applicable rules and regulations.

Should materials similar to those identified in this report, or if other forms of suspect hazardous materials are discovered during work activities, maintenance personnel and/or contractors should be instructed to immediately cease work activities which may initiate an exposure episode, and notify the appropriate management personnel. All such materials should be assumed to be hazardous and handled accordingly until properly tested and assessed.

Respectfully Submitted,

**Vista Environmental Consulting, Inc.**



Stephen S. Reese

Senior Project Manager

Certified Asbestos Consultant #05-3853 (Expires 9/22/2022)

CDPH Lead Inspector-Assessor LRC#00006758/59 (Expires 11/25/2022)

## 1.0 INTRODUCTION

At the request of Buena Park School District (BPSD), Vista Environmental Consulting, Inc. (VISTA) performed a Limited Hazardous Materials Survey of the Multi-Purpose Room Building within the campus of James A. Whitaker (Whitaker) Elementary School located at 8401 Montana Avenue in the City of Buena Park, Orange County, California (the Project Site). The limited areas of the Project Site surveyed are planned for renovation activities as part of a School Modernization project, per architectural plans.

The survey was performed to identify and sample accessible, suspect asbestos-containing materials (ACMs), asbestos-containing construction materials (ACCMs), representative building components for the presence of lead-based paints (LBPs)/lead-bearing substances (LBSs), universal waste (UW) materials, polychlorinated biphenyls (PCBs) containing devices, mechanical equipment & machines which contain ozone depleting chemicals, devices with low-level radioactive sources, and other universal waste materials that may be present within the facility.

The purpose of this survey was to identify hazardous building materials prior to the planned renovation or demolition of the structures. Identified hazardous materials should be properly removed, waste characterized, and disposed prior to being impacted by any activities that may disturb the identified hazardous materials. The data provided in this report can assist all parties involved in this project make informed decisions with regards to regulatory compliance and the health and safety of their employees. This survey included the following:

- Visible and accessible suspect asbestos-containing materials (ACM) were assessed and sampled to determine asbestos content.
- Representative painted and coated building components were assessed and sampled to determine the lead concentrations.
- Visible and accessible materials commonly found in buildings which have the potential to have hazardous properties that are regulated were assessed, but not sampled. These materials included:
  - Universal Waste (UW) materials, such as non-incandescent lamps, batteries, mercury-containing devices, and electronic waste;
  - Polychlorinated biphenyls (PCBs) containing devices such as lamps, ballasts and hydraulic systems;

- Mechanical Equipment & Appliances which may contain ozone depleting chemicals, such as Heating, Ventilation and Air Conditioning (HVAC) systems, refrigerators, freezers, and water coolers/fountains;
- Devices which have low-levels of radioactivity such as exit signs (Tritium).

### 1.1 Building Description

The areas of the project site consist of Multi-Purpose Room Building, which is planned for renovation activities as part of a School Modernization project. The Project Site building is constructed with stucco and wood frames, with interior walls finished with either plaster, base cove and/or pressboard wall panels; interior ceilings finished either plaster, drywall/joint compound and/or acoustic ceiling tiles; interior floors finished with carpet, vinyl floor tile and/or ceramic tile; and exterior walls finished with stucco.

*The survey performed was limited to representative rooms/areas, was not intrusive in nature, and did not include access of areas and sampling of materials which would have required demolition or destructive testing. There is a possibility that additional hazardous materials may be encountered in inaccessible areas (e.g., interstitial wall and ceiling spaces) during building modernization or demolition activities. Suspect hazardous materials encountered during modernization or demolition activities that have not been assessed either may be assumed to be hazardous and handled accordingly, or may be properly sampled and analyzed to assess whether they are hazardous.*

## 2.0 METHODOLOGY

The limited hazardous materials surveys were performed on April 6, 2022 by Mr. Michael Tangonan under the direction of Mr. Stephen Reese. The report preparation was performed by Mr. Tangonan. The project management and report review was performed by Mr. Reese. Mr. Reese and Mr. Tangonan are a State of California Division of Occupational Safety and Health (Cal/DOSH) Certified Asbestos Consultants (CACs). The survey team members are either a Lead-Related Construction Inspector-Assessor, Sampling Technician and/or Project Monitors as issued by the State of California Department of Public Health (CDPH). Copies of consultant certifications are attached as Appendix D.

Materials similar to those in this report may be present in areas which were not accessed. VISTA made every reasonable effort to access these areas. Subsurface investigations were not proposed nor performed as part of these surveys.

## 2.1 *Asbestos*

The asbestos survey was performed generally in accordance with the AHERA protocol (40 CFR Part 763, Subpart E) but modified for the limited areas and to include exterior areas in preparation for construction activities. Visual identification was performed by assessing visible and accessible structural, architectural, and mechanical components for the presence of suspect ACM at the Project Site. Samples were generally taken from locations that are not visible to the general population, such as areas that already showed signs of damage. ***The limited asbestos survey was performed of only limited areas that was not intrusive and did not include access and sampling of areas which requires reasonable demolition to access as required by SCAQMD Rule 1403.***

This limited, ACM survey was performed in the following manner:

- Suspect ACM was categorized into homogeneous materials. A homogeneous material is defined as being a surfacing material, thermal system insulation, or miscellaneous material which is uniform in color and texture. It may also be additionally subcategorized using the date of installation, when available.
- A sampling scheme was developed based upon the location and quantity of the suspect homogeneous ACM. A Rough order of magnitude estimate of each suspect homogenous ACM was calculated and recorded for future reference. A sampling scheme, including a specific number of samples per suspect homogeneous ACM, was calculated prior to sampling.
- Sampling guidelines established by the United States Environmental Protection Agency (USEPA) were utilized for sampling each suspected homogeneous ACM.
- Trained California asbestos certified personnel, using appropriate sampling tools and sterile leak-tight containers, collected building materials that were suspected to contain ACM.
- Each suspect ACM sample was collected and sealed in its container and appropriately labeled with a unique sample identification number and recorded on an asbestos bulk sampling log. Each log contains a chain-of-custody to assure the proper transition of the samples from VISTA to the analytical laboratory.
- Sampling tools were decontaminated, by using a clean wet cloth, between the collection of each suspect sample to prevent the possibility of cross contamination to subsequent suspect ACM samples.



Suspect ACM bulk samples were delivered under proper chain-of-custody protocol, via FedEx, to AQ Environmental Laboratories LLC (AQ) located at 1508 East 33<sup>rd</sup> Street, Carson, California (Phone: 562.206.2770). AQ Environmental Laboratories LLC is accredited under the National Voluntary Laboratory Accreditation Program (NVLAP) and the California Environmental Laboratory Accreditation Program (Cal-ELAP).

The samples were submitted for analysis by Polarized Light Microscopy (PLM) utilizing dispersion staining techniques in accordance with the EPA's "Method for the Determination of Asbestos in Bulk Building Materials" U.S. EPA/600/R-93/116, Visual Area Estimate, dated July 1993 and adopted by the NVLAP as Test Method Code 18/A01.

## 2.2 *Lead*

Suspect lead-based paints (LBPs) and lead-bearing substances (LBS) were identified via visual inspection. Representative surface coatings and materials were tested utilizing an X-Ray Fluorescence (XRF) direct read spectrum analyzer device in accordance with the requirements of the manufacturer's performance characteristics sheet (PCS) to evaluate lead levels. The device used was a NITON Corporation XRF Spectrum Analyzer, Model XLp- 300 A. This device is a solid-state detector optimized for lead L-shell and K-shell X-ray detection and uses a 40 mCi 109Cd (1,480 Mbq) isotope for an excitation source.

This testing was a limited screening of paint for the purpose of characterizing the lead content in paint and coatings likely to be disturbed during work activities. For this purpose, XRF analysis was used to screen for lead levels and provides results that are generally representative of typical conditions but are not inclusive of all painted/coated surfaces present at the Project Site. This survey was not a surface by surface inspection as outlined in the U.S. Department of Housing and Urban Development (HUD) *Guidelines for the Evaluation and Control of Lead-Based Paint Hazards in Housing* pursuant to Title X of the Housing and Community Development Act of 1992. This analytical data can be helpful in evaluation of lead-related environmental risks in general, but cannot be used to calculate worker exposures and is not a substitute for employee exposure monitoring or waste stream sampling.

## 2.3 *Devices with Potential Hazardous Materials*

Devices with potential hazardous materials were visually identified during the survey walk through and their quantities were estimated and recorded. No attempt was made to disassemble all devices or sample suspect materials within the devices.

For example, fluorescent light fixtures must be presumed to contain Universal Waste lamps and ballasts which contain PCB oil or are electronic waste, pending removal and disassembly of each unit to determine explicit product specific information that proves otherwise.

Appliances, such as televisions, movable refrigerators, microwaves, etc. and telecommunication equipment such as telephone, intercom and internet were not surveyed because they are typically fixed assets and likely to be reused.

### 3.0 RESULTS

#### 3.1 Asbestos

A total of 27 suspect asbestos bulk samples were collected on April 6, 2022 from the subject site building at the Project Site for the determination of the presence of asbestos.

The results of the bulk samples collected for asbestos, and analyzed by PLM, indicate that the following materials **are not** considered ACMs or ACCMs:

**Multi-Purpose Room Building (Limited Areas)**

ID	MATERIAL	DESCRIPTION	NUMBER OF SAMPLES
A	Plaster Walls	White/Beige/Smooth Finish	3
B	Plaster Soffit	White/Rough Finish	3
C	Base Cove/Mastic	6" Green/Cream	3
D	Vinyl Floor Tile/Mastic	12" Blue with Specks/Colorless	3
E	Tile Grout and Mortar	Dark Gray	3
F	Base Cove/Mastic	6" Blue/Cream	3
G	Window Sealant	Black/Rubber	3
H	Exterior Stucco	White/Rough	3
I	Drywall/Joint Compound	White/Brown/Smooth Finish	3

#### 3.2 Lead

VISTA collected 49 XRF readings (including calibration readings) of paint and coatings from the project site buildings on April 6, 2022. The results for this testing indicate that the following building components and respective surface coatings **did have** lead concentrations defining them as Lead-Bearing Substances at Lead-Based Paint (LBP) levels, in accordance with Title 17 of the California Code of Regulations, Section 35001 et. Seq.

**Table 1 of 1 Multi-Purpose Room Building (Limited Areas)**

MATERIAL	DESCRIPTION	LOCATION	CONTAMINANT	ESTIMATED QUANTITY <sup>1</sup>
Wall	Brown	Hallway	Lead-Bearing Substance (LBS)	30 SF
Wall	Blue	Hallway	Lead-Bearing Substance (LBS)	30 SF
Floor Drains	Gold/Brass	Restrooms	Lead-Bearing Substance (LBS)	2 EA
Floor Cover	Gold/Brass	Multipurpose Room	Lead-Bearing Substance (LBS)	4 EA
LCSCs Detected (See XRF Lead Data Table)				

The XRF results for this survey indicate that some of the remaining building components and respective surface coatings have lead concentrations in excess of the level for compliance with trigger activities, as defined in 8 CCR 1532.1. For purposes of this survey, and in accordance with Title 8 CCR, Section 1532.1 (8 CCR 1532.1) and Title 17 of the California Code of Regulations, (17 CCR) Section 35001 et. seq. the XRF results were interpreted as follows:

1. Lead-based paints/lead-bearing substances present were determined when XRF results revealed a lead concentration of  $\geq 1.0$  milligrams per square centimeter ( $\text{mg}/\text{cm}^2$ ).
2. Non lead-based paint/lead-containing surface coatings were determined when XRF results revealed a lead concentration of  $< 1.0$   $\text{mg}/\text{cm}^2$ . Due to the limitations of the XRF, materials with results  $0.1$   $\text{mg}/\text{cm}^2$  or greater must be treated as lead-containing.

**Refer to the Recommendations Section below for clarification regarding lead related construction.**

Analytical laboratory data, chain of custody documents, XRF data and field sketches including sample location maps are included in the appendices of this report. A copy of the CDPH Lead Hazard Evaluation Report (Form 8552) that was sent to CDPH is included in Appendix C.

### 3.3 *Devices with Potential Hazardous Materials*

Devices with potential hazardous materials were identified at the Project Site and are listed in the following table:

**Universal Waste, Suspect PCBs/Electronic Ballasts, Devices with Suspect Ozone Depleting Chemicals**

**Table 1 of 1**                      **Multi-Purpose Room Building (Limited Areas)**

MATERIAL	DESCRIPTION	LOCATION	CONTAMINANT	ESTIMATED QUANTITY <sup>1</sup>
4' Fluorescent Light Tubes		Interior	Universal Waste (UW)	120 EA
Light Fixture Ballasts		Interior	Suspect Polychlorinated Biphenyls (PCBs)/ Electronic Waste	46 EA
Strobe Lights		Interior	Universal Waste (UW)	5 EA
Exit Signs		Interior	Universal Waste (UW)	3 EA

#### 4.0 RECOMMENDATIONS

##### 4.1 *Asbestos*

The results of the limited asbestos survey indicate that **ACMs and ACCMs are not present** at limited areas at the project site building.

##### 4.2 *Lead*

The results of the limited lead testing indicate that **LBSs** and **LCSCs are present** at limited areas at the project site building.

Written notification to Cal/OSHA must be accomplished should LBP activities involve equal to or more than 100 square feet or 100 linear feet of removal in accordance with the requirements of 8 CCR 1532.1. Written notification to CDPH may be required.

At present there is no state or federal regulation requiring mandatory lead removal or abatement prior to disturbance of building materials with identified lead paint or coatings. However, there are applicable Cal/OSHA worker protection and training requirements, Cal/EPA waste disposal requirements, CDPH requirements for public and residential buildings, Federal EPA requirements for residential buildings and child occupied facilities, and SB 460 lead hazard regulations that apply to lead-related construction activities, abatement activities and their associated wastes. The following is a brief discussion and summary of applicable regulatory requirements:

♦ **Cal/OSHA:** Title 8, California Code of Regulation (CCR), Section 1532.1 (8 CCR 1532.1) governs occupational exposure to lead. This regulation requires that prior to initiation of certain activities, referred to as “trigger tasks”, workers must be trained, medically evaluated, and properly fitted with respiratory protection, and protective clothing until statistically reliable personal eight-hour time

weighted average (TWA) results indicate lead exposure levels below the Personal Exposure Limit (PEL) for each unique task which disturbs lead-based and lead-containing coatings. This process is known as a Negative Exposure Assessment or NEA. If the result of the exposure assessment is above the Action Level (AL) additional monitoring is required and if the result is above the PEL additional exposure monitoring, worker protection (including respirator protection and PPE), training and medical requirements apply. However even where the NEA criteria is met, certain hazard communication training and work practice controls still apply where lead is disturbed. “Trigger tasks” are tasks that are assumed to exceed the PEL pending an exposure assessment and they encompass the majority of construction activities that disturb surface coatings. Examples of “trigger” tasks range from manual paint scraping as a lower expected exposure up to hot work and abrasive blasting as the highest expected exposures, and include any non-listed task that the employer determines may potentially expose employees to lead levels above the AL.

*“OSHA does not consider any method that relies solely on the analysis of bulk materials or surface content of lead (or other toxic material) to be acceptable for safely predicting employee exposure to airborne contaminants. Without air monitoring results or without the benefit of historical or objective data (including air sampling which clearly demonstrates that the employee cannot be exposed above the action level during any process, operation, or activity) the analysis of bulk or surface samples cannot be used to determine employee exposure.”- OSHA Standard Interpretation May 8, 2000.*

OSHA states that these rules apply to “any detectable concentration of lead” without a specified detection level. Due to the Consumer Product Safety Commission currently allowing paint to contain up to 600 parts per million (ppm) or 0.06 wt% of lead, the variation of lead content due to aging and weathering, and the variation of detection limits associated with analysis of bulk materials, such as paint chips and surface content analysis via XRF, it is recommended that all painted or coated surfaces be treated as potentially containing lead. Positive analytical results by either method can be used to indicate that detectable lead is present but negative results cannot be interpreted as conclusively demonstrating the absence of lead. Analytical data from analysis of bulk materials or surface content of lead can be helpful in evaluation of lead-related environmental risks in general but cannot be used to calculate worker exposures and are not a substitute for employee exposure monitoring.

As a result of the above, any employee that works around potential lead-based or lead-containing coatings must have HAZCOM training and personal exposure air monitoring is additionally required for employees that disturb such coatings. Significant additional certification, notification, and work practices are required for materials found to be lead-based.

Any welding, cutting or heating of metal surfaces containing surface coatings should be conducted in accordance with 29 CFR 1926.354 and 8 CCR 1537. These regulations require surfaces covered with toxic preservatives, and in enclosed areas, be stripped of all toxic coatings for a distance of at least 4 inches, in all directions, from the area of heat application prior to the initiation of such heat application.

♦ **Federal EPA Renovation, Repair and Painting Rule 40 CFR 745:** Effective April 22, 2010 this rule covers all non-abatement renovation, repair or painting work in pre-1978 child occupied facilities and housing. Work which disturbs more than 6 square feet per room, or 20 square feet per exterior, of paint or other surface coatings that contain lead in concentrations equal to or in excess of 1.0 mg/cm<sup>2</sup> or 0.5% by weight are covered by this rule. Paint or surface coatings, in pre-1978 child occupied facilities and housing, that have not been tested, or were tested using non-approved methods are also covered under this rule.

Renovation, remodeling, painting, window replacement, plumbing, electrical work, heating & air-conditioning, demolition, plus work performed by trades like carpenters, electricians and handymen are all covered under this rule. The rule applies to persons working for rental property owners, schools, day care providers, non-profits and governmental agencies. These regulations require notifications to owners & tenants, special training, certifications (for both companies & individuals), work practices, and clearance verification for such activities.

♦ **Cal/EPA** through the Division of Toxic Substance Control (DTSC) regulates disposal of lead hazardous waste (22 CCR Division 4.5, Minimum Standards for Management of Hazardous and Extremely Hazardous Wastes). DTSC has issued guidance indicating that architectural debris with intact lead paint is normally expected to be handled as general construction waste. However, waste stream segregation and analysis is still required for all lead painted or coated debris regardless of if the paint or coating is intact on a building component or not. The resulting wastes may be hazardous under California and federal RCRA standards for lead and therefore require proper handling, packaging, labeling, and transportation under a proper manifest to a permitted hazardous waste storage, treatment and disposal facility.

♦ **CDPH:** The Department of Public Health (CDPH) has specific requirements (Title 17 Sections 35001 thru 36100 et. al.) for hazard assessment and work in public or residential structures in regards to lead-based paint. These regulations require special certifications, work practices, and notification for such activities.

♦ **Senate Bill 460 (SB 460):** An act to amend Section 1941.1 of the Civil Code, and to amend Sections 17961, 17980, and 124130 of, and to add Sections 17920.10, 105251, 105252, 105253, 105254, 105255, 105256, and 105257 to, the Health and Safety Code, relating to lead abatement.

This bill allows for fines and criminal penalties to be levied on any person who is found to have performed lead abatement without containment or created a measurable “lead hazard” based upon current CDPH standards. A “lead hazard” means deteriorated lead-based paint, lead contaminated dust, lead contaminated soil, disturbing lead-based paint or presumed lead-based paint without containment, or any other nuisance which may result in persistent and quantifiable lead exposure. VISTA recommends that all parties who come into contact with paint or soil that have detectable lead concentrations follow all applicable federal, state and local regulations relating to employee health and safety and proper disposal of generated wastes.

#### 4.3 *Devices with Potential Hazardous Materials*

The results of the limited survey indicate that **universal waste materials are present** at limited areas at the project site building.

All potential and identified Universal Waste materials (UW) impacted by the work should be removed and recycled or disposed of in accordance with the UW guidelines established by the DTSC, as stated in 22 CCR Sections 66261.9 and 66273.1 thru 66273.90.

VISTA’s limited visual survey indicated that light fixtures with ballasts that may contain PCB oil are present. However, due to the limited nature of the random spot checks, VISTA recommends that all ballasts be visually inspected, prior to disposal, to determine if they contain PCB’s. Those ballasts marked No PCB’s or PCB Free can be considered as such as should be treated as UW - electronic waste. All PCB-containing devices, including, but not limited to ballasts, should be removed or have the oils removed and properly handled, collected, stored, transported and recycled or disposed of by an approved recycling or disposal facility in accordance with the requirements of Title 22 CCR 67426.1. Devices containing ozone depleting chemicals, low-level radiation, and other hazardous chemicals should be collected, waste characterized, disposed or recycled according to all applicable rules and regulations.

#### 5.0 LIMITATIONS & EXCLUSIONS


VISTA’s scope of work was to perform a building-related hazardous materials survey prior to the planned renovation of the building. Subsurface investigations were not accomplished as part of this scope of work. Quantities and locations are based upon areas that were accessed. Materials similar to those in this report may be present in areas which were not accessed. Because of this VISTA

recommends including line item pricing, allowances, and/or additive/deductive wording to bid sheets for unforeseen conditions.

All material quantities reported herein are rough order of magnitude estimates and should not be used for bidding purposes. All contractors are responsible for accurately determining quantities and locations of materials identified in this report. Findings, conclusions, recommendations and analytical data offered in this report have been derived from reviewing existing information provided by the client, visual survey of the building materials and systems, and the outcome of sampling and analysis of suspected hazardous materials.

Should materials similar to those identified in this report, or if other forms of suspect hazardous materials are discovered during work activities, maintenance personnel and/or contractors should be instructed to immediately cease work activities which may initiate an exposure episode, and notify the appropriate management personnel. All such materials should be assumed to be hazardous and handled accordingly until properly tested and assessed.

Respectfully Submitted,  
**Vista Environmental Consulting, Inc.**



Stephen S. Reese  
Senior Project Manager  
Certified Asbestos Consultant #05-3853 (Expires 9/22/2022)  
CDPH Lead Inspector-Assessor/Project Monitor LRC#00006758/59 (Expires 11/25/2022)



APPENDIX A  
SAMPLE LOCATION MAPS

# BUILDING DIAGRAM

Client: Buena Park School District

Date: 4/7/22

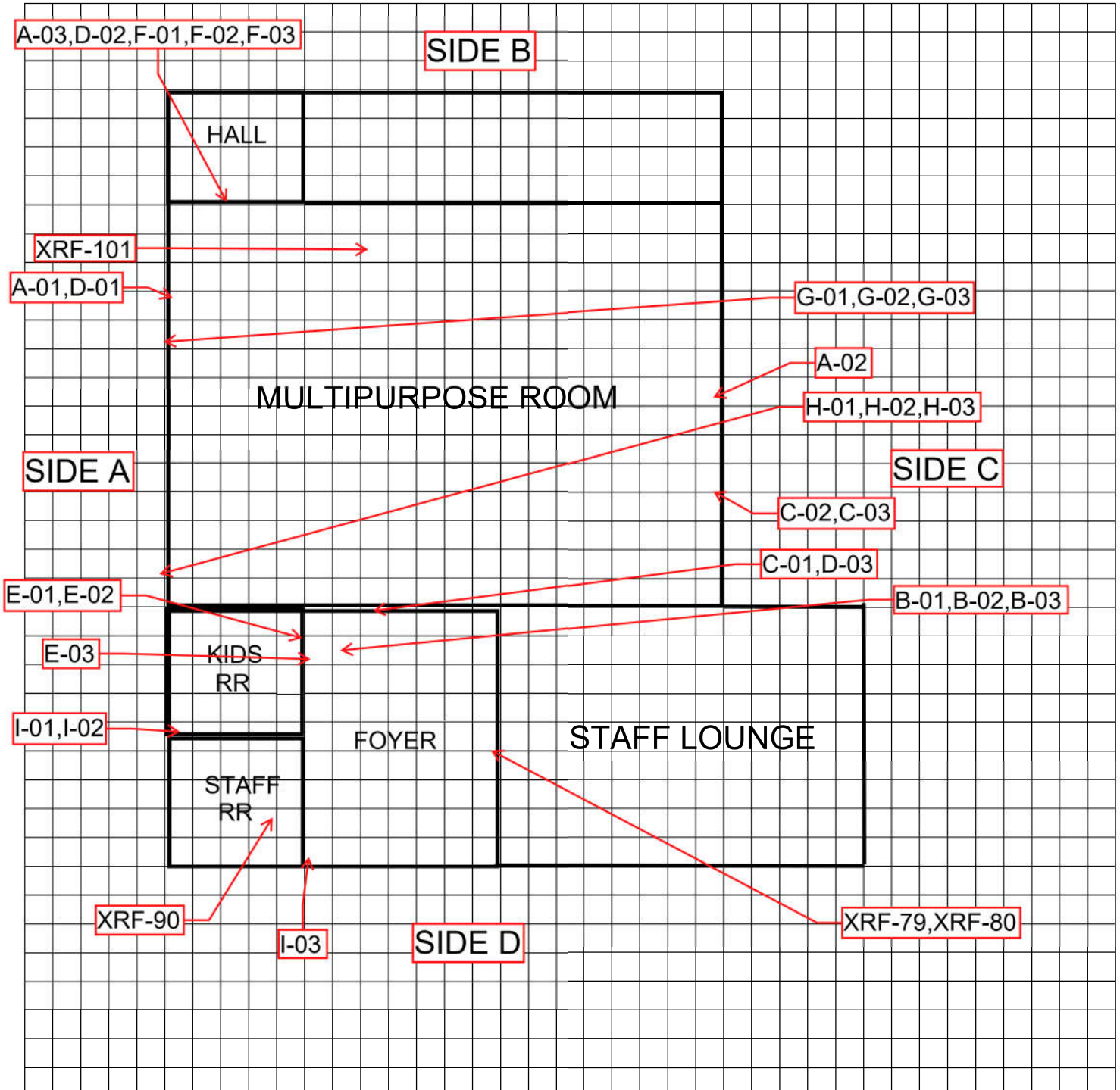
Address: James A. Whitaker ES

Project No: 220527003

Building: MPR

Vista Inspector: Tangonan

ATTIC Y / N BASEMENT Y / N CRAWL SPACE Y / N GARAGE Y / N NO # FLOORS: 1



**APPENDIX B**

**ASBESTOS LABORATORY ANALYTICAL RESULTS**



1508 East 33rd Street  
Signal Hill, CA 90755  
Toll: 888-207-2022  
Tel: 562-206-2770  
Fax: 562-206-2773

Vista Environmental Consulting  
1054 N Tustin Avenue  
Anaheim CA 92807  
Attn.: Steve Reese

**Report Number** 2248518

**Date Received** 04/11/2022

**Date Analyzed** 04/14/2022

**Date Reported** 04/14/2022

**Project Number** 220527003

**Project Name** BPSD

**Location** Whitaker ES- MPR

**PO Number**

**WO Number**

**Date Sampled** 04/05/2022

**Sampled By** Michael Tangonan

**Total Samples** 39

**Method of Analysis** 40 CFR Part 763 Appendix E to Subpart E, EPA Method 600/M4-82-020; updated method 600 R-93/116  
Determination of Asbestos in Bulk Building Materials.

### Test Report

Laboratory ID Sample No.	Sample Location Description	Layer No. Layer %	Non-Asbestos Components	(%)	Asbestos Type	(%)
2248518-001 MPR-A-01	MPR- North Plaster Walls, Smooth Finish, White/Beige, Non-homogeneous	LAYER 1 100%	Gypsum Quartz Calcium Carbonate Other Non-Fibrous Material	45% 40% 5% 10%	None Detected	
<b>Asbestos Present:</b> No		<b>Total % Non-Asbestos:</b>		100.0%	<b>Total %Asbestos:</b>	<b>No Asbestos Detected</b>
2248518-002 MPR-A-02	MPR- South Plaster Walls, Smooth Finish, White/Beige, Non-homogeneous	LAYER 1 100%	Gypsum Quartz Calcium Carbonate Other Non-Fibrous Material	45% 40% 5% 10%	None Detected	
<b>Asbestos Present:</b> No		<b>Total % Non-Asbestos:</b>		100.0%	<b>Total %Asbestos:</b>	<b>No Asbestos Detected</b>
2248518-003 MPR-A-03	MPR- Hall Plaster Walls, Smooth Finish, White/Beige, Non-homogeneous	LAYER 1 100%	Gypsum Quartz Calcium Carbonate Other Non-Fibrous Material	40% 40% 10% 10%	None Detected	
<b>Asbestos Present:</b> No		<b>Total % Non-Asbestos:</b>		100.0%	<b>Total %Asbestos:</b>	<b>No Asbestos Detected</b>
2248518-004 MPR-B-01	Foyer Plaster Soffit, Rough Finish, White, Non-homogeneous	LAYER 1 100%	Calcium Carbonate Gypsum Quartz Other Non-Fibrous Material	40% 25% 25% 10%	None Detected	
<b>Asbestos Present:</b> No		<b>Total % Non-Asbestos:</b>		100.0%	<b>Total %Asbestos:</b>	<b>No Asbestos Detected</b>
2248518-005 MPR-B-02	Foyer Plaster Soffit, Rough Finish, White, Non-homogeneous	LAYER 1 100%	Calcium Carbonate Gypsum Quartz Other Non-Fibrous Material	40% 25% 25% 10%	None Detected	
<b>Asbestos Present:</b> No		<b>Total % Non-Asbestos:</b>		100.0%	<b>Total %Asbestos:</b>	<b>No Asbestos Detected</b>



1508 East 33rd Street  
Signal Hill, CA 90755  
Toll: 888-207-2022  
Tel: 562-206-2770  
Fax: 562-206-2773

Vista Environmental Consulting  
1054 N Tustin Avenue  
Anaheim CA 92807  
Attn.: Steve Reese

**Report Number** 2248518

**Date Received** 04/11/2022

**Date Analyzed** 04/14/2022

**Date Reported** 04/14/2022

**Project Number** 220527003

**Project Name** BPSD

**Location** Whitaker ES- MPR

**PO Number**

**WO Number**

**Date Sampled** 04/05/2022

**Sampled By** Michael Tangonan

**Total Samples** 39

**Method of Analysis** 40 CFR Part 763 Appendix E to Subpart E, EPA Method 600/M4-82-020; updated method 600 R-93/116  
Determination of Asbestos in Bulk Building Materials.

### Test Report

Laboratory ID Sample No.	Sample Location Description	Layer No. Layer %	Non-Asbestos Components	(%)	Asbestos Type	(%)
2248518-006 MPR-B-03	Foyer Plaster Soffit, Rough Finish, White, Non-homogeneous	LAYER 1 100%	Calcium Carbonate Gypsum Quartz Other Non-Fibrous Material	40% 25% 25% 10%	None Detected	
<b>Asbestos Present:</b> No		Total % Non-Asbestos:		100.0%	<b>Total %Asbestos:</b>	<b>No Asbestos Detected</b>
2248518-007 MPR-C-01A	MPR- Foyer 6" BC, Green (Grey), Homogeneous	LAYER 1 100%	Calcium Carbonate Vinyl Binder/ Filler	40% 60%	None Detected	
<b>Asbestos Present:</b> No		Total % Non-Asbestos:		100.0%	<b>Total %Asbestos:</b>	<b>No Asbestos Detected</b>
2248518-008 MPR-C-01B	MPR- Foyer Mastic, Cream, Homogeneous	LAYER 1 100%	Adhesive Binders/Filler	100%	None Detected	
<b>Asbestos Present:</b> No		Total % Non-Asbestos:		100.0%	<b>Total %Asbestos:</b>	<b>No Asbestos Detected</b>
2248518-009 MPR-C-02A	MPR- South 6" BC, Green (Grey), Homogeneous	LAYER 1 100%	Calcium Carbonate Vinyl Binder/ Filler	40% 60%	None Detected	
<b>Asbestos Present:</b> No		Total % Non-Asbestos:		100.0%	<b>Total %Asbestos:</b>	<b>No Asbestos Detected</b>
2248518-010 MPR-C-02B	MPR- South Mastic, Yellow/Brown, Homogeneous	LAYER 1 100%	Fibrous Talc Adhesive Binders/Filler	2% 98%	None Detected	
<b>Asbestos Present:</b> No		Total % Non-Asbestos:		100.0%	<b>Total %Asbestos:</b>	<b>No Asbestos Detected</b>
2248518-011 MPR-C-03A	MPR- South 6" BC, Green (Grey), Homogeneous	LAYER 1 100%	Calcium Carbonate Vinyl Binder/ Filler	40% 60%	None Detected	
<b>Asbestos Present:</b> No		Total % Non-Asbestos:		100.0%	<b>Total %Asbestos:</b>	<b>No Asbestos Detected</b>



1508 East 33rd Street  
Signal Hill, CA 90755  
Toll: 888-207-2022  
Tel: 562-206-2770  
Fax: 562-206-2773

Vista Environmental Consulting  
1054 N Tustin Avenue  
Anaheim CA 92807  
Attn.: Steve Reese

**Report Number** 2248518

**Date Received** 04/11/2022

**Date Analyzed** 04/14/2022

**Date Reported** 04/14/2022

**Project Number** 220527003

**Project Name** BPSD

**Location** Whitaker ES- MPR

**PO Number**

**WO Number**

**Date Sampled** 04/05/2022

**Sampled By** Michael Tangonan

**Total Samples** 39

**Method of Analysis** 40 CFR Part 763 Appendix E to Subpart E, EPA Method 600/M4-82-020; updated method 600 R-93/116  
Determination of Asbestos in Bulk Building Materials.

### Test Report

Laboratory ID Sample No.	Sample Location Description	Layer No. Layer %	Non-Asbestos Components	(%)	Asbestos Type	(%)
2248518-012 MPR-C-03B	MPR- South Mastic, Yellow, Homogeneous	LAYER 1 100%	Adhesive Binders/Filler	100%	None Detected	
<b>Asbestos Present: No</b>		<b>Total % Non-Asbestos:</b>		100.0%	<b>Total %Asbestos:</b>	<b>No Asbestos Detected</b>
2248518-013 MPR-D-01A	MPR- North 12" VFT, Blue w/ Specks, Homogeneous	LAYER 1 100%	Calcium Carbonate Vinyl Binder/ Filler	65% 35%	None Detected	
<b>Asbestos Present: No</b>		<b>Total % Non-Asbestos:</b>		100.0%	<b>Total %Asbestos:</b>	<b>No Asbestos Detected</b>
2248518-014 MPR-D-01B	MPR- North Mastic, Colorless, Homogeneous	LAYER 1 100%	Adhesive Binders	100%	None Detected	
<b>Asbestos Present: No</b>		<b>Total % Non-Asbestos:</b>		100.0%	<b>Total %Asbestos:</b>	<b>No Asbestos Detected</b>
2248518-015 MPR-D-02A	MPR- Hall 12" VFT, Blue w/ Specks, Homogeneous	LAYER 1 100%	Calcium Carbonate Vinyl Binder/ Filler	65% 35%	None Detected	
<b>Asbestos Present: No</b>		<b>Total % Non-Asbestos:</b>		100.0%	<b>Total %Asbestos:</b>	<b>No Asbestos Detected</b>
2248518-016 MPR-D-02B	MPR- Hall Mastic, Colorless, Homogeneous	LAYER 1 100%	Adhesive Binders/Filler	100%	None Detected	
<b>Asbestos Present: No</b>		<b>Total % Non-Asbestos:</b>		100.0%	<b>Total %Asbestos:</b>	<b>No Asbestos Detected</b>
2248518-017 MPR-D-03A	MPR- Foyer 12" VFT, Blue w/ Specks, Homogeneous	LAYER 1 100%	Calcium Carbonate Vinyl Binder/ Filler	65% 35%	None Detected	
<b>Asbestos Present: No</b>		<b>Total % Non-Asbestos:</b>		100.0%	<b>Total %Asbestos:</b>	<b>No Asbestos Detected</b>



1508 East 33rd Street  
Signal Hill, CA 90755  
Toll: 888-207-2022  
Tel: 562-206-2770  
Fax: 562-206-2773

Vista Environmental Consulting  
1054 N Tustin Avenue  
Anaheim CA 92807  
Attn.: Steve Reese

**Report Number** 2248518

**Date Received** 04/11/2022

**Date Analyzed** 04/14/2022

**Date Reported** 04/14/2022

**Method of Analysis** 40 CFR Part 763 Appendix E to Subpart E, EPA Method 600/M4-82-020; updated method 600 R-93/116  
Determination of Asbestos in Bulk Building Materials.

**Project Number** 220527003

**Project Name** BPSD

**Location** Whitaker ES- MPR

**PO Number**

**WO Number**

**Date Sampled** 04/05/2022

**Sampled By** Michael Tangonan

**Total Samples** 39

## Test Report

Laboratory ID Sample No.	Sample Location Description	Layer No. Layer %	Non-Asbestos Components	(%)	Asbestos Type	(%)
2248518-018 MPR-D-03B	MPR- Foyer Mastic, Colorless/Black, Non- homogeneous	LAYER 1 100%	Bituminous Matrix/Filler Adhesive Binders	15% 85%	None Detected	
<b>Asbestos Present:</b> No		Total % Non-Asbestos:		100.0%	<b>Total %Asbestos:</b>	<b>No Asbestos Detected</b>
2248518-019 MPR-E-01	Kids Restroom Tile Grout & Mortar, Gray, Homogeneous	LAYER 1 100%	Quartz Binder/Filler	60% 40%	None Detected	
<b>Asbestos Present:</b> No		Total % Non-Asbestos:		100.0%	<b>Total %Asbestos:</b>	<b>No Asbestos Detected</b>
2248518-020 MPR-E-02	Kids Restroom Tile Grout & Mortar, Gray, Homogeneous	LAYER 1 100%	Quartz Binder/Filler	60% 40%	None Detected	
<b>Asbestos Present:</b> No		Total % Non-Asbestos:		100.0%	<b>Total %Asbestos:</b>	<b>No Asbestos Detected</b>
2248518-021 MPR-E-03	Foyer Tile Grout & Mortar, Gray, Homogeneous	LAYER 1 100%	Quartz Binder/Filler	60% 40%	None Detected	
<b>Asbestos Present:</b> No		Total % Non-Asbestos:		100.0%	<b>Total %Asbestos:</b>	<b>No Asbestos Detected</b>
2248518-022 MPR-F-01A	MPR- Hall 6" BC, Blue, Homogeneous	LAYER 1 100%	Calcium Carbonate Vinyl Binder/ Filler	40% 60%	None Detected	
<b>Asbestos Present:</b> No		Total % Non-Asbestos:		100.0%	<b>Total %Asbestos:</b>	<b>No Asbestos Detected</b>
2248518-023 MPR-F-01B	MPR- Hall Mastic, Cream, Homogeneous	LAYER 1 100%	Adhesive Binders/Filler	100%	None Detected	
<b>Asbestos Present:</b> No		Total % Non-Asbestos:		100.0%	<b>Total %Asbestos:</b>	<b>No Asbestos Detected</b>



1508 East 33rd Street  
Signal Hill, CA 90755  
Toll: 888-207-2022  
Tel: 562-206-2770  
Fax: 562-206-2773

Vista Environmental Consulting  
1054 N Tustin Avenue  
Anaheim CA 92807  
Attn.: Steve Reese

**Report Number** 2248518

**Date Received** 04/11/2022

**Date Analyzed** 04/14/2022

**Date Reported** 04/14/2022

**Method of Analysis** 40 CFR Part 763 Appendix E to Subpart E, EPA Method 600/M4-82-020; updated method 600 R-93/116  
Determination of Asbestos in Bulk Building Materials.

**Project Number** 220527003

**Project Name** BPSD

**Location** Whitaker ES- MPR

**PO Number**

**WO Number**

**Date Sampled** 04/05/2022

**Sampled By** Michael Tangonan

**Total Samples** 39

## Test Report

Laboratory ID Sample No.	Sample Location Description	Layer No. Layer %	Non-Asbestos Components	(%)	Asbestos Type	(%)
2248518-024 MPR-F-02A	MPR- Hall 6" BC, Blue, Homogeneous	LAYER 1 100%	Calcium Carbonate Vinyl Binder/ Filler	40% 60%	None Detected	
<b>Asbestos Present:</b> No		<b>Total % Non-Asbestos:</b>		100.0%	<b>Total %Asbestos:</b>	<b>No Asbestos Detected</b>
2248518-025 MPR-F-02B	MPR- Hall Mastic, Cream, Homogeneous	LAYER 1 100%	Adhesive Binders/Filler	100%	None Detected	
<b>Asbestos Present:</b> No		<b>Total % Non-Asbestos:</b>		100.0%	<b>Total %Asbestos:</b>	<b>No Asbestos Detected</b>
2248518-026 MPR-F-03A	MPR- Hall 6" BC, Blue, Homogeneous	LAYER 1 100%	Calcium Carbonate Vinyl Binder/ Filler	40% 60%	None Detected	
<b>Asbestos Present:</b> No		<b>Total % Non-Asbestos:</b>		100.0%	<b>Total %Asbestos:</b>	<b>No Asbestos Detected</b>
2248518-027 MPR-F-03B	MPR- Hall Mastic, Cream, Homogeneous	LAYER 1 100%	Adhesive Binders/Filler	100%	None Detected	
<b>Asbestos Present:</b> No		<b>Total % Non-Asbestos:</b>		100.0%	<b>Total %Asbestos:</b>	<b>No Asbestos Detected</b>
2248518-028 MPR-G-01	Exterior- North Window Sealant, Rubber, Black, Homogeneous	LAYER 1 100%	Non-Fibrous Material	100%	None Detected	
<b>Asbestos Present:</b> No		<b>Total % Non-Asbestos:</b>		100.0%	<b>Total %Asbestos:</b>	<b>No Asbestos Detected</b>
2248518-029 MPR-G-02	Exterior- North Window Sealant, Rubber, Black, Homogeneous	LAYER 1 100%	Non-Fibrous Material	100%	None Detected	
<b>Asbestos Present:</b> No		<b>Total % Non-Asbestos:</b>		100.0%	<b>Total %Asbestos:</b>	<b>No Asbestos Detected</b>





1508 East 33rd Street  
Signal Hill, CA 90755  
Toll: 888-207-2022  
Tel: 562-206-2770  
Fax: 562-206-2773

Vista Environmental Consulting  
1054 N Tustin Avenue  
Anaheim CA 92807  
Attn.: Steve Reese

**Report Number** 2248518

**Date Received** 04/11/2022

**Date Analyzed** 04/14/2022

**Date Reported** 04/14/2022

**Project Number** 220527003

**Project Name** BPSD

**Location** Whitaker ES- MPR

**PO Number**

**WO Number**

**Date Sampled** 04/05/2022

**Sampled By** Michael Tangonan

**Total Samples** 39

**Method of Analysis** 40 CFR Part 763 Appendix E to Subpart E, EPA Method 600/M4-82-020; updated method 600 R-93/116  
Determination of Asbestos in Bulk Building Materials.

### Test Report

Laboratory ID Sample No.	Sample Location Description	Layer No. Layer %	Non-Asbestos Components	(%)	Asbestos Type	(%)
2248518-030 MPR-G-03	Exterior- North Window Sealant, Rubber, Black, Homogeneous	LAYER 1 100%	Non-Fibrous Material	100%	None Detected	
<b>Asbestos Present:</b> No		<b>Total % Non-Asbestos:</b>		100.0%	<b>Total %Asbestos:</b>	<b>No Asbestos Detected</b>
2248518-031 MPR-H-01	Exterior- North Exterior Stucco, Rough, White/Gray, Non-homogeneous	LAYER 1 100%	Calcium Carbonate Quartz Other Non-Fibrous Material	30% 45% 25%	None Detected	
<b>Asbestos Present:</b> No		<b>Total % Non-Asbestos:</b>		100.0%	<b>Total %Asbestos:</b>	<b>No Asbestos Detected</b>
2248518-032 MPR-H-02	Exterior- North Exterior Stucco, Rough, White/Gray, Non-homogeneous	LAYER 1 100%	Quartz Calcium Carbonate Other Non-Fibrous Material	45% 30% 25%	None Detected	
<b>Asbestos Present:</b> No		<b>Total % Non-Asbestos:</b>		100.0%	<b>Total %Asbestos:</b>	<b>No Asbestos Detected</b>
2248518-033 MPR-H-03	Exterior- North Exterior Stucco, Rough, White/Gray, Non-homogeneous	LAYER 1 100%	Quartz Calcium Carbonate Other Non-Fibrous Material	45% 30% 25%	None Detected	
<b>Asbestos Present:</b> No		<b>Total % Non-Asbestos:</b>		100.0%	<b>Total %Asbestos:</b>	<b>No Asbestos Detected</b>
2248518-034 MPR-I-01A	Kids Restroom DWJC Walls, Smooth Finish - WB, White/Brown, Non-homogeneous	LAYER 1 100%	Cellulose Fiber Gypsum/Filler	25% 75%	None Detected	
<b>Asbestos Present:</b> No		<b>Total % Non-Asbestos:</b>		100.0%	<b>Total %Asbestos:</b>	<b>No Asbestos Detected</b>



1508 East 33rd Street  
Signal Hill, CA 90755  
Toll: 888-207-2022  
Tel: 562-206-2770  
Fax: 562-206-2773

Vista Environmental Consulting  
1054 N Tustin Avenue  
Anaheim CA 92807  
Attn.: Steve Reese

**Report Number** 2248518

**Date Received** 04/11/2022

**Date Analyzed** 04/14/2022

**Date Reported** 04/14/2022

**Project Number** 220527003

**Project Name** BPSD

**Location** Whitaker ES- MPR

**PO Number**

**WO Number**

**Date Sampled** 04/05/2022

**Sampled By** Michael Tangonan

**Total Samples** 39

**Method of Analysis** 40 CFR Part 763 Appendix E to Subpart E, EPA Method 600/M4-82-020; updated method 600 R-93/116  
Determination of Asbestos in Bulk Building Materials.

### Test Report

Laboratory ID Sample No.	Sample Location Description	Layer No. Layer %	Non-Asbestos Components	(%)	Asbestos Type	(%)
2248518-035 MPR-I-01B	Kids Restroom JC, White, Non-homogeneous	LAYER 1 100%	Calcium Carbonate Perlite Mica Binder/Filler	75% 5% 5% 15%	None Detected	
<b>Asbestos Present:</b> No		Total % Non-Asbestos:		100.0%	<b>Total %Asbestos:</b>	<b>No Asbestos Detected</b>
2248518-036 MPR-I-02A	Kids Restroom DWJC Walls, Smooth Finish - WB, White/Brown, Non-homogeneous	LAYER 1 100%	Cellulose Fiber Gypsum/Filler	25% 75%	None Detected	
<b>Asbestos Present:</b> No		Total % Non-Asbestos:		100.0%	<b>Total %Asbestos:</b>	<b>No Asbestos Detected</b>
2248518-037 MPR-I-02B	Kids Restroom JC, White, Non-homogeneous	LAYER 1 100%	Calcium Carbonate Perlite Mica Binder/Filler	75% 5% 5% 15%	None Detected	
<b>Asbestos Present:</b> No		Total % Non-Asbestos:		100.0%	<b>Total %Asbestos:</b>	<b>No Asbestos Detected</b>
2248518-038 MPR-I-03A	Foyer DWJC Walls, Smooth Finish - WB, White/Brown, Non-homogeneous	LAYER 1 100%	Cellulose Fiber Gypsum/Filler	35% 65%	None Detected	
<b>Asbestos Present:</b> No		Total % Non-Asbestos:		100.0%	<b>Total %Asbestos:</b>	<b>No Asbestos Detected</b>
2248518-039 MPR-I-03B	Foyer JC, White, Non-homogeneous	LAYER 1 100%	Calcium Carbonate Gypsum Perlite Binder/Filler	45% 25% 15% 15%	None Detected	
<b>Asbestos Present:</b> No		Total % Non-Asbestos:		100.0%	<b>Total %Asbestos:</b>	<b>No Asbestos Detected</b>



1508 East 33rd Street  
Signal Hill, CA 90755  
Toll: 888-207-2022  
Tel: 562-206-2770  
Fax: 562-206-2773

Vista Environmental Consulting  
1054 N Tustin Avenue  
Anaheim CA 92807  
Attn.: Steve Reese

**Report Number** 2248518

**Date Received** 04/11/2022

**Date Analyzed** 04/14/2022

**Date Reported** 04/14/2022

**Method of Analysis** 40 CFR Part 763 Appendix E to Subpart E, EPA Method 600/M4-82-020; updated method 600 R-93/116  
Determination of Asbestos in Bulk Building Materials.

**Project Number** 220527003

**Project Name** BPSD

**Location** Whitaker ES- MPR

**PO Number**

**WO Number**

**Date Sampled** 04/05/2022

**Sampled By** Michael Tangonan


**Total Samples** 39


### Test Report

Laboratory ID Sample No.	Sample Location Description	Layer No. Layer %	Non-Asbestos Components (%)	Asbestos Type (%)
-----------------------------	--------------------------------	----------------------	--------------------------------	----------------------

Method Detection Limit: Less than one percent (<1%). Asbestos content has been determined using calibrated visual estimation (CVES). Samples tested were received in acceptable condition unless otherwise stated. Test report relates only to items tested. Non-homogeneous samples containing discrete and separable layers are analyzed and reported separately; composite results may be reported upon customer's request. Non-homogeneous samples with inseparable layers are analyzed and reported as composite samples. Due to the limitations of Polarized Light Microscopy, samples reported as None Detected or with low asbestos concentrations may not be reliable and further analysis such as TEM is recommended to confirm PLM results. This report shall not be reproduced except in full without the written approval of this laboratory. This report may not be used by the customer to claim product certification, endorsement, or approval by NIST/NVLAP or any agency of the government. Samples shall be disposed according to local, state and federal laws, 30 days after results are reported unless otherwise instructed.

CA-ELAP #2823

  
**Analyst -** Fred Chappellear

  
**Approved Signatory** Cristina E. Tabatt

  
NVLAP Lab Code 500044-0

2248518



# ASBESTOS BULK SAMPLE LOG

☐ Sacramento

☐ Oakland

☐ Monterey

☐ Anaheim

☐ San Diego
CLIENT: BPSDDATE: 4/5/22 - 4/8/22SITE/LOCATION: Whitaker ES-MPRPROJECT NUMBER: 220527003SAMPLED BY: Michael TangmanCAC/CSST NUMBER: 19-6659

BUILDING	AREA ID	NUMBER	MATERIAL	DESCRIPTION	LOCATION	QUANTITY (SF/LF/EA)
MPR	A	01	Plaster Walls	Smooth Finish	MPR - North	
	↓	02	↓	↓	↓ - South	
	↓	03	↓	↓	↓ - Hall	
	B	01	Plaster Soffit	Rough Finish	Foyer	
	↓	02	↓	↓	↓	
	↓	03	↓	↓	↓	
	C	01	6" BOM	Green	MPR - Foyer	
	↓	02	↓	↓	↓ - South	
	↓	03	↓	↓	↓ - ↓	
↓	D	01	12" VFT w/Mastic	Blue w/ Specks	MPR - North	

ANALYTICAL METHOD: PLM

TURNAROUND TIME:

SAME DAY 24HR 48 HR 3 DAYDATA SENT TO: Steve Reese

VIA E-MAIL:

@VISTA-ENV.COM QUESTIONS CALL: (714) 289-2600

SPECIAL INSTRUCTIONS:

## CHAIN OF CUSTODY:

1. [Signature]  
SIGNATUREPROJECT MANAGER  
TITLE4/5/22 - 4/8/22  
INCLUSIVE DATES2. [Signature]  
SIGNATURELab Asst.  
TITLE4/11/22 08:55  
INCLUSIVE DATESPAGE 1 OF 3



2248518

VISTA ENVIRONMENTAL  
CONSULTING**ASBESTOS BULK SAMPLE LOG**☐ Sacramento☐ Oakland☐ Monterey☐ Anaheim☐ San DiegoCLIENT: BPSDDATE: 4/5/22 - 4/8/22SITE/LOCATION: Whitaker ES-MPRPROJECT NUMBER: 220521003SAMPLED BY: Michael TangmanCAC/CSST NUMBER: 19-6659

BUILDING	AREA ID	NUMBER	MATERIAL	DESCRIPTION	LOCATION	QUANTITY (SF/LF/EA)
MPR	D	02	12" VFT w/mastic	Blue w/ Specks	MPR - Hall	
	↓	03	↓	↓	↓ - Foyer	
	E	01	Tile Grout & Mortar	Dark Gray	Kids Restroom	
	↓	02	↓	↓	↓	
	↓	03	↓	↓	Foyer	
	F	01	6" BCM	Blue	MPR - Hall	
	↓	02	↓	↓	↓	
	↓	03	↓	↓	↓	
	G	01	Window Sealant	Black/ Rubber	Exterior - North	
↓	↓	02	↓	↓	↓ . ↓	

ANALYTICAL METHOD: PLM

TURNAROUND TIME:

SAME DAY 24HR 48 HR 3 DAYDATA SENT TO: Steve Reese

VIA E-MAIL:

@VISTA-ENV.COM


QUESTIONS CALL: (714) 289-2600

SPECIAL INSTRUCTIONS: \_\_\_\_\_

## CHAIN OF CUSTODY:

1. [Signature]  
SIGNATUREPROJECT MANAGER  
TITLE4/5/22 - 4/8/22  
INCLUSIVE DATES2. [Signature]  
SIGNATURELab Asst.  
TITLE4/11/22 08:55  
INCLUSIVE DATESPAGE 2 OF 3

2248518

VISTA ENVIRONMENTAL  
CONSULTING

## ASBESTOS BULK SAMPLE LOG

☐ Sacramento☐ Oakland☐ Monterey☐ Anaheim☐ San DiegoCLIENT: BPSDDATE: 4/5/22 - 4/8/22SITE/LOCATION: Whitaker ES - MPRPROJECT NUMBER: 220527003SAMPLED BY: Michael TangmanCAC/CSST NUMBER: 19-6659

BUILDING	AREA ID	NUMBER	MATERIAL	DESCRIPTION	LOCATION	QUANTITY (SF/LF/EA)
MPR	G	03	Window Sealant	Black/Rubber	Exterior - North	
	H	01	Exterior Stucco	White/Rough		
		02				
		03				
	I	01	DN/JTC w/JTC	Smooth Finish	Kids Restroom	
		02	(Walls)			
		03			Foyer	

ANALYTICAL METHOD: PLM

TURNAROUND TIME:

SAME DAY 24HR 48 HR 3 DAY

DATA SENT TO:

VIA E-MAIL: Steve Reese

@VISTA-ENV.COM

QUESTIONS CALL: (714) 289-2600

SPECIAL INSTRUCTIONS:

## CHAIN OF CUSTODY:

1. [Signature]  
SIGNATUREPROJECT MANAGER  
TITLE4/5/22 - 4/8/22  
INCLUSIVE DATES2. [Signature]  
SIGNATURELab Asst.  
TITLE4/11/22 08:55  
INCLUSIVE DATESPAGE 3 OF 3

APPENDIX C

XRF LEAD DATA TABLE & CDPH FORM 8552

## BPSD - WHITAKER ES

READING NO.	TESTING DATE	COMPONENT	SUBSTRATE	COLOR	CONDITION	SIDE	BUILDING	ROOM	FLOOR	MISC.	RESULTS	LEAD (mg/cm <sup>2</sup> )
60	4/6/2022					SHUTTER CALIBRATION					QA	0.81
61	4/6/2022					CALIBRATE					QA	1.1
62	4/6/2022					CALIBRATE					QA	1.1
63	4/6/2022					CALIBRATE					QA	1.1
64	4/6/2022	WALL	CERAMIC	WHITE	INTACT	A	MPR	RESTROOM - STAFF	1	INTERIOR	Negative	0.01
65	4/6/2022	WALL	CERAMIC	WHITE	INTACT	B	MPR	RESTROOM - STAFF	1	INTERIOR	Negative	0.01
66	4/6/2022	WALL	CERAMIC	GREEN	INTACT	B	MPR	RESTROOM - STAFF	1	INTERIOR	Negative	0.04
67	4/6/2022	WALL	CERAMIC	GREEN	INTACT	A	MPR	RESTROOM - STAFF	1	INTERIOR	Negative	0.01
68	4/6/2022	TOILET	CERAMIC	WHITE	INTACT	A	MPR	RESTROOM - STAFF	1	INTERIOR	Negative	0.01
69	4/6/2022	FLOOR	CERAMIC	GRAY	INTACT	C	MPR	RESTROOM - STAFF	1	INTERIOR	Negative	0
70	4/6/2022	DOOR	WOOD	WHITE	INTACT	B	MPR	RESTROOM - STAFF	1	INTERIOR	Negative	0
71	4/6/2022	DOOR FRAME	METAL	WHITE	INTACT	B	MPR	RESTROOM - STAFF	1	INTERIOR	Negative	0
72	4/6/2022	DOOR JAMB	METAL	WHITE	INTACT	B	MPR	RESTROOM - STAFF	1	INTERIOR	Negative	0
73	4/6/2022	SINK	METAL	GRAY	INTACT	B	MPR	RESTROOM - STAFF	1	INTERIOR	Negative	0
74	4/6/2022	CEILING	PLASTER	WHITE	INTACT	A	MPR	RESTROOM - STAFF	1	INTERIOR	Negative	0
75	4/6/2022	WALL	PLASTER	WHITE	INTACT	A	MPR	RESTROOM - STAFF	1	INTERIOR	LCSC	0.19
76	4/6/2022	VENT	METAL	WHITE	INTACT	A	MPR	RESTROOM - STAFF	1	INTERIOR	Negative	0
77	4/6/2022	WALL	PLASTER	WHITE	INTACT	A	MPR	FOYER	1	INTERIOR	Negative	0
78	4/6/2022	WALL	PLASTER	WHITE	INTACT	B	MPR	FOYER	1	INTERIOR	LCSC	0.4
79	4/6/2022	WALL	CERAMIC	BROWN	INTACT	C	MPR	FOYER	1	INTERIOR	LBS	10.1
80	4/6/2022	WALL	CERAMIC	BLUE	INTACT	C	MPR	FOYER	1	INTERIOR	LBS	34.9
81	4/6/2022	DOOR	METAL	BLUE	INTACT	D	MPR	FOYER	1	INTERIOR	Negative	0
82	4/6/2022	DOOR FRAME	METAL	WHITE	INTACT	D	MPR	FOYER	1	INTERIOR	LCSC	0.4
83	4/6/2022	WINDOW FRAME	METAL	WHITE	INTACT	D	MPR	FOYER	1	INTERIOR	LCSC	0.4
84	4/6/2022	SOFFIT	PLASTER	WHITE	INTACT	A	MPR	FOYER	1	INTERIOR	Negative	0
85	4/6/2022	WALL	PLASTER	WHITE	INTACT	C	MPR	RESTROOM	1	INTERIOR	Negative	0.01
86	4/6/2022	WALL	PLASTER	GREEN	INTACT	C	MPR	RESTROOM	1	INTERIOR	Negative	0.02
87	4/6/2022	TOILET	CERAMIC	WHITE	INTACT	A	MPR	RESTROOM	1	INTERIOR	Negative	0.01
88	4/6/2022	FLOOR	CERAMIC	GRAY	INTACT	A	MPR	RESTROOM	1	INTERIOR	Negative	0.02
89	4/6/2022	SINK	METAL	GRAY	INTACT	D	MPR	RESTROOM	1	INTERIOR	Negative	0
90	4/6/2022	FLOOR DRAIN	METAL	GOLD	INTACT	C	MPR	RESTROOM	1	INTERIOR	LBS	19.3
91	4/6/2022	CEILING	PLASTER	WHITE	INTACT	A	MPR	RESTROOM	1	INTERIOR	Negative	0
92	4/6/2022	WALL FRAME	METAL	GRAY	INTACT	C	MPR	MPR	1	INTERIOR	Negative	0
93	4/6/2022	WALL FRAME	METAL	GRAY	INTACT	C	MPR	MPR	1	INTERIOR	Negative	0
94	4/6/2022	WALL	PLASTER	GRAY	INTACT	C	MPR	MPR	1	INTERIOR	LCSC	0.29
95	4/6/2022	DOOR TRIM	WOOD	GRAY	INTACT	A	MPR	MPR	1	INTERIOR	Negative	0
96	4/6/2022	WINDOW PANEL	WOOD	BLUE	INTACT	A	MPR	MPR	1	INTERIOR	Negative	0
97	4/6/2022	WALL	PLASTER	GRAY	INTACT	B	MPR	MPR	1	INTERIOR	LCSC	0.22
98	4/6/2022	DOOR	WOOD	GRAY	INTACT	B	MPR	MPR	1	INTERIOR	Negative	0.01
99	4/6/2022	DOOR FRAME	WOOD	GRAY	INTACT	B	MPR	MPR	1	INTERIOR	Negative	0
100	4/6/2022	CABINET	WOOD	GRAY	INTACT	A	MPR	MPR	1	INTERIOR	Negative	0.01
101	4/6/2022	FLOOR COVER	METAL	GOLD	INTACT	D	MPR	MPR	1	INTERIOR	LBS	8.1
102	4/6/2022	WALL	STUCCO	WHITE	INTACT	A	MPR	.	1	EXTERIOR	Negative	0
103	4/6/2022	WALL	STUCCO	GRAY	INTACT	A	MPR	.	1	EXTERIOR	Negative	0
104	4/6/2022	WALL	PRESSBOARD	GRAY	INTACT	D	MPR	MPR	1	INTERIOR	Negative	0
105	4/6/2022	WALL	PRESSBOARD	GRAY	INTACT	A	MPR	MPR	1	INTERIOR	Negative	0
106	4/6/2022					CALIBRATE					QA	1.1
107	4/6/2022					CALIBRATE					QA	1
108	4/6/2022					CALIBRATE					QA	1.2

## Notes:

XRF - X-ray fluorescence spectrum analyzer

mg/cm<sup>2</sup> - milligrams per square centimeter

Misc. - Miscellaneous

Null - Incomplete reading

QA - Quality Assurance Calibration Reading

LCSC - Lead-Containing Surface Coating (8 CCR 1532.1), lead present 0.1 or greater at Limit of Detection (LOD) and <1.0 mg/cm<sup>2</sup>LBP - Lead-Based Paint (17 CCR 35001 et. seq.), lead is present at 1.00 mg/cm<sup>2</sup> or greaterLBS - Lead-Bearing Substance, lead is present at 1.00 mg/cm<sup>2</sup> or greater



## LEAD HAZARD EVALUATION REPORT

**Section 1 — Date of Lead Hazard Evaluation** April 6, 2022

**Section 2 — Type of Lead Hazard Evaluation (Check one box only)**
☒ Lead Inspection    ☐ Risk assessment    ☐ Clearance Inspection    ☐ Other (specify) \_\_\_\_\_

**Section 3 — Structure Where Lead Hazard Evaluation Was Conducted**

Address [number, street, apartment (if applicable)]		City	County	Zip Code
8401 Montana Avenue		Buena Park	Orange County	90621
Construction date (year) of structure	Type of structure		Children living in structure?	
	<input type="checkbox"/> Multi-unit building <input checked="" type="checkbox"/> School or daycare <input type="checkbox"/> Single family dwelling <input type="checkbox"/> Other _____		<input type="checkbox"/> Yes <input checked="" type="checkbox"/> No <input type="checkbox"/> Don't Know	

**Section 4 — Owner of Structure (if business/agency, list contact person)**

Name		Telephone number	
Buena Park School District		714-522-8412	
Address [number, street, apartment (if applicable)]		City	State
6885 Orangethorpe Avenue		Buena Park	CA
		Zip Code	
		90620	

**Section 5 — Results of Lead Hazard Evaluation (check all that apply)**

☐ No lead-based paint detected    ☐ Intact lead-based paint detected    ☐ Deteriorated lead-based paint detected  
☒ No lead hazards detected    ☐ Lead-contaminated dust found    ☐ Lead-contaminated soil found    ☒ Other Intact Lead-Bearing Substance detected

**Section 6 — Individual Conducting Lead Hazard Evaluation**

Name		Telephone number	
Michael Tangonan		858-412-4715	
Address [number, street, apartment (if applicable)]		City	State
1531 Grand Avenue, Suite C		San Marcos	CA
		Zip Code	
		92078	
CDPH certification number	Signature		Date
LRC#00008049/50	Michael Tangonan		4/26/22

 Name and CDPH certification number of any other individuals conducting sampling or testing (if applicable)
 **Section 7 — Attachments**

- A. A foundation diagram or sketch of the structure indicating the specific locations of each lead hazard or presence of lead-based paint;
- B. Each testing method, device, and sampling procedure used;
- C. All data collected, including quality control data, laboratory results, including laboratory name, address, and phone number.

First copy and attachments retained by inspector

Second copy and attachments retained by owner

Third copy only (no attachments) mailed or faxed to:

 California Department of Public Health  
 Childhood Lead Poisoning Prevention Branch Reports  
 850 Marina Bay Parkway, Building P, Third Floor  
 Richmond, CA 94804-6403  
 Fax: (510) 620-5656

APPENDIX D  
CONSULTANT CERTIFICATES



STATE OF CALIFORNIA  
DEPARTMENT OF INDUSTRIAL RELATIONS  
Division of Occupational Safety and Health  
Asbestos Certification & Training Unit  
1750 Howe Avenue, Suite 400  
Sacramento, CA 95825  
(916) 574-5993 Office (916) 574-5993 Fax (916) 574-5993

August 09, 2021

Stephen S. Reese  
1778 Tenth Way  
San Marcos, CA 92078



Sincerely,

Jeff Fennell  
Senior Safety Engineer

Attachment: Certification Card

cc: File

Revised - Card Attached (Revised 09/2020)



STATE OF CALIFORNIA  
DEPARTMENT OF PUBLIC HEALTH



# LEAD-RELATED CONSTRUCTION CERTIFICATE

**INDIVIDUAL:**



**Stephen Reese**

**CERTIFICATE TYPE:**

Lead Inspector/Assessor  
Lead Project Monitor

**NUMBER:**

LRC-00006759  
LRC-00006758

**EXPIRATION DATE:**

11/25/2022  
11/25/2022

Disclaimer: This document alone should not be relied upon to confirm certification status. Compare the individual's photo and name to another valid form of government issued photo identification. Verify the individual's certification status by searching for Lead-Related Construction Professionals at [www.cdph.ca.gov/programs/clppb](http://www.cdph.ca.gov/programs/clppb) or calling (800) 597-LEAD.

State of California  
Division of Occupational Safety and Health  
**Certified Asbestos Consultant**



**Michael Q. Tangonan**

Certification No. **19-6659**

Expires on **11/13/22**

This certification was issued by the Division of Occupational Safety and Health as authorized by Sections 7180 et seq. of the Business and Professions Code.



STATE OF CALIFORNIA  
DEPARTMENT OF PUBLIC HEALTH



# LEAD-RELATED CONSTRUCTION CERTIFICATE

**INDIVIDUAL:**



**Michael Tangonan**

**CERTIFICATE TYPE:**

Lead Project Monitor

Lead Sampling Technician

**NUMBER:**

LRC-00008050

LRC-00008049

**EXPIRATION DATE:**

12/30/2022

12/30/2022

Disclaimer: This document alone should not be relied upon to confirm certification status. Compare the individual's photo and name to another valid form of government issued photo identification. Verify the individual's certification status by searching for Lead-Related Construction Professionals at [www.cdph.ca.gov/programs/clppb](http://www.cdph.ca.gov/programs/clppb) or calling (800) 597-LEAD



HAZARDOUS MATERIAL SPECIFICATIONS FOR REMEDIATION  
JAMES A. WHITAKER ELEMENTARY SCHOOL  
(MULTI-PURPOSE ROOM BUILDING MODERNIZATION)  
8401 MONTANA AVENUE  
BUENA PARK, CALIFORNIA 90621

**PREPARED FOR:**

MR. JEFFERY THOMAS, TELACU PROJECT MANAGER  
CARE OF: BUENA PARK SCHOOL DISTRICT  
6885 ORANGETHORPE AVENUE  
BUENA PARK, CALIFORNIA 90620  
PHONE: (714) 541-2390

**PREPARED BY:**

VISTA ENVIRONMENTAL CONSULTING, INC.  
1054 NORTH TUSTIN AVENUE  
ANAHEIM, CALIFORNIA 92807  
PHONE: (714) 289-2600

APRIL 28, 2022

PROJECT No. 220527003



# TABLE OF CONTENTS

<b>PART 1 - GENERAL</b>	1
1.1 PROJECT SITE	1
1.2 SCOPE OF WORK	1
1.3 WORK TO BE PERFORMED BY OTHERS	3
1.4 RESPONSIBILITIES OF OWNER	3
1.5 REQUIRED LICENSURE	4
1.6 PERMITS	4
1.7 NOTIFICATIONS	4
1.8 INSURANCE REQUIREMENTS	4
1.9 BONDING REQUIREMENTS	4
1.10 PROJECT SCHEDULE	4
1.11 APPLICABLE REGULATIONS	5
1.12 SUBMITTALS	5
1.13 NOTICES	7
1.14 SITE USE AND SECURITY	7
1.15 EMERGENCY PLANNING	7
1.16 FIRE PROTECTION	8
<b>PART 2 - PRODUCTS</b>	9
2.1 MATERIALS	9
2.2 EQUIPMENT	10
<b>PART 3 - EXECUTION</b>	11
3.1 CLASS I ASBESTOS REMOVAL WORK (N/A)	11
3.2 CLASS II ASBESTOS REMOVAL WORK - GENERAL (N/A)	11
3.3 CLASS II ASBESTOS REMOVAL WORK - ROOFING (N/A)	11
3.4 CLASS III ASBESTOS DISTURBANCE (N/A)	11
3.5 LBP/LCP IMPACTS – REMOVAL/DEMOLITION	11
3.6 UNIVERSAL WASTE RULE IMPACTS (REFRIGERANTS, PCBs, Etc.)	13
3.7 CLEAN-UP PROCEDURES	13
3.8 WORKER DECONTAMINATION SYSTEMS	14
3.9 DISPOSAL PROCEDURES	14
3.10 REESTABLISHMENT OF THE WORK AREAS	15
3.11 AIR MONITORING	15
3.12 OSHA PERSONNEL AIR MONITORING	16
3.13 ALTERNATIVE PROCEDURES	17



## SECTION 13280 - HAZARDOUS MATERIALS REMOVALS

### PART 1 - GENERAL

#### 1.1 PROJECT SITE

The project site is identified as the School Modernization Project for the Buena Park School District (BPSD) at Multi-Purpose Room (MPR) Building within the campus of James A. Whitaker (Whitaker) Elementary School located at 8401 Montana Avenue in the City of Buena Park, Orange County, California (the Project Site). The building is planned to be renovated at limited areas as part of a School Modernization project.

#### 1.2 SCOPE OF WORK

Work areas shall include areas where hazardous materials are to be impacted, as outlined in the bid documents and drawings provided by the client and architect; ***in conjunction with where hazardous materials are present as outlined in the Limited Hazardous Materials Survey Report dated April 27, 2022 prepared for BPSD by Vista Environmental Consulting, Inc. (VISTA), BPSD's Environmental (Hazardous Materials) Consultant.***

The report indicates that hazardous or regulated materials **are present** at the Project Site Building. The following table lists the identified materials, the location of the materials and the estimated quantity:

**Table 1 of 1**  
**Multi-Purpose Room Building**  
**(Limited Areas for Modernization)**

MATERIAL	DESCRIPTION	LOCATION	CONTAMINANT	ESTIMATED QUANTITY <sup>1</sup>
<u>No ACMs/ACCMs/Assumed ACMs Identified</u>				
Wall	Brown/Ceramic	Foyer	Lead-Bearing Substance (LBS)	30 SF
Wall	Blue/Ceramic	Foyer	Lead-Bearing Substance (LBS)	30 SF
Floor Drains	Gold/Brass	Restrooms	Lead-Bearing Substance (LBS)	2 EA
Floor Cover	Gold/Brass	Multi-Purpose Room	Lead-Bearing Substance (LBS)	4 EA
LCSCs Detected (See XRF Lead Data Table)				
4' Fluorescent Light Tubes		Interior	Universal Waste (UW)	120 EA
Light Fixture Ballasts		Interior	Suspect Polychlorinated Biphenyls (PCBs)/ Electronic Waste	46 EA
Strobe Lights		Interior	Universal Waste (UW)	5 EA
Exit Signs		Interior	Universal Waste (UW)	3 EA

Notes:

SF = square feet

LF = linear feet

EA = each

NA = not applicable

AC = air-conditioning

UW = universal waste

PCB = polychlorinated biphenyls

ACM = Asbestos-Containing Material, Greater than 1% of asbestos by Polarized Light Microscopy (PLM), as defined by USEPA

ACCM (<1%) = Asbestos-Containing Construction Material, found to contain trace asbestos (>0.1%, <1.0%) are subject to regulation by CAL/OSHA as ACCMs. Select samples have been further analyzed by 1,000 PLM Point Count for asbestos.

Lead-Based Paint = 1.00 milligrams per square centimeter (mg/cm<sup>2</sup>) of lead or greater is present, as defined by 17 California Code of Regulations (CCR) 35001-36100

Lead-Containing Surface Coatings = 0.10 to 0.99 mg/cm<sup>2</sup> of lead present (8 California Code of Regulations [CCR] 1532.1). Contractor is responsible for employee exposure monitoring during abatement/demolition of LCSCs.

Lead-Bearing Substances = 1.00 mg/cm<sup>2</sup> of lead or greater is present

<sup>1</sup> Order of Magnitude **ESTIMATED** Quantities and Locations. It is the sole responsibility of the contractor to verify quantities and locations of hazardous materials in the path of construction through site visits and contractual bid set documents, including, but not limited to all specifications, drawings, and addenda. Any discrepancies between the contractual bid set documents and site visits must be submitted in writing to the Owner or the Owner's representative, **PRIOR** to bidding.

The goal for this project is the modernization of the MPR (limited areas) at the Project Site. All hazardous materials which will be impacted during the demolition at the Project Site are to be properly removed (prior to demolition) as part of the modernization project.

- B. **(Not Applicable)** All removal and disturbance of asbestos-containing materials shall be performed by an asbestos abatement contractor, using 32-hour asbestos certified workers (Asbestos Worker trained as outlined in 40 CFR 763). Abatement contractor's workforce shall be supervised by experienced persons trained, knowledgeable and qualified in the techniques of asbestos abatement, handling and disposal of asbestos-containing and/or asbestos-contaminated materials, and the subsequent cleaning of contaminated areas, including, at a minimum, Competent Person/Contractor Supervisor training as outlined in 40 CFR 763.
- C. All removal and disturbance of lead-based materials shall be performed by a state-licensed contractor, using CDPH-certified workers with at least one CDPH-certified Supervisor. All removal and disturbance of lead-containing materials (not meeting the definition of "lead-based) as defined in 8 CCR 1532.1, shall be performed by a state-licensed contractor, using lead-trained workers with certification of training meeting the requirements of 8 CCR 1532.1. Abatement contractor's workforce shall be supervised by experienced persons trained, knowledgeable and qualified in the techniques of lead abatement, handling and disposal of lead-containing and/or lead-contaminated materials, and the subsequent cleaning of contaminated areas.
- D. When exposure monitoring of a particular lead-related task indicates that the permissible exposure limit (PEL) is or will be exceeded, the contractor shall use CDPH-certified lead workers to complete the task. Contractors performing work that disturbs any Lead Containing Materials (LCM) must submit proof of negative exposure assessment (NEA) if personal protective equipment is not to be used.
- E. For Cal/OSHA compliance purposes, all other painted, varnished, and glazed surfaces identified in the Hazardous Materials Survey Report as lead-containing surface coatings (LCSCs) require that contractors performing activities that will disturb these surfaces/materials comply with the requirements of 8 CCR 1532.1. These surfaces were identified in the above-referenced report to have detectable levels of lead, at concentrations less than 1.0 mg/cm<sup>2</sup> lead (the LBP standard) by X-Ray fluorescence.

- F. As applicable, Contractor may need to utilize employees with HAZWOPER training, as outlined in 29 CFR 1910.120 and 8 CCR 5192, when handling all “other” hazardous materials, including fluorescent light ballasts and tubes, mercury switches, refrigerants, batteries, and the like.
- G. Contractor shall furnish all labor, materials, services, insurance (specifically covering the handling and transportation of asbestos, lead, and other hazardous materials), and equipment which is specified, shown or reasonably implied for the removal, transport, and disposal of the hazardous materials identified.
- H. The Work includes the removal, transport, and disposal of the following contaminated Materials:
  - 1. All hazardous materials to be impacted during the modernization of the Project Site as indicated on project drawings, project specifications and instructions to bidders.
  - 2. All materials used for work area preparation.
  - 3. All discarded personnel protective equipment.
  - 4. All other potentially contaminated materials.
- I. Other items of work shall include:
  - 1. As per agreement between Contractor and Owner.
- J. Replacement of removed materials:
  - 1. As per agreement between Contractor and Owner. Where replacement applies, replacement materials shall be free of asbestos, lead, and any other material deemed hazardous by the State of California.
- K. Furnishings, cabinets, moveable objects, and equipment temporarily removed to gain access to hazardous materials shall be reinstalled to original location upon completion of work, unless other arrangements and approval have been provided by the Owner.
- L. Damages caused during the performance of abatement activities shall be repaired by Contractor (e.g. paint peeled off by barrier tape, nail holes, water damage, etc.) at no additional expense to Owner, unless other arrangements and approval have been provided by the Owner.
- M. Listed quantities are for budgetary information and are not to be used for bidding purposes. The abatement contractor has the sole responsibility for confirming the location, quantity and degree of difficulty in removing the identified materials. Any discrepancies between the contractual bid set documents and site visits must be submitted in writing **PRIOR** to bidding.

### **1.3 WORK TO BE PERFORMED BY OTHERS**

- A. As per Project Specifications.

### **1.4 RESPONSIBILITIES OF OWNER**

- A. The Owner will provide daily oversight of and environmental monitoring surrounding the abatement/removal operations.

- B. The Owner will provide existing water, at no cost to the Contractor, for construction purposes.
- C. The Owner will provide existing electrical power, at no cost to the Contractor, for construction purposes.
- D. The abatement contractor shall coordinate with the Owner and/or school representatives for the location of equipment storage, staging and waste storage locations.

#### **1.5 REQUIRED LICENSURE**

- A. Contractors shall hold all licenses applicable to specified trade work.

#### **1.6 PERMITS**

- A. As required by California Division of Occupational Safety and Health (Cal/OSHA), as applicable.
- B. As required by California Department of Public Health (CDPH), as applicable.
- C. As required by local agencies for specific tasks.

#### **1.7 NOTIFICATIONS**

- A. Contractor shall make all required written notifications to regulatory agencies including the following:
  - 1. Cal/OSHA, as applicable.
  - 2. CDPH, as applicable.

#### **1.8 INSURANCE REQUIREMENTS**

- A. *Contractor shall maintain general liability insurance with a minimum rating of A RATING, with a limit of \$1 Million per occurrence and \$1 Million aggregate coverage, or per Contract or Owner's Requirements.*
- B. *Contractor shall maintain pollution and environmental liability insurance with the same limits and rating requirements as the general liability insurance requirements in Item 1.8.B, above.*
- C. *Contractor and all subcontractors shall maintain, at a minimum, auto insurance with a minimum rating of A RATING, and a limit of \$1 Million per occurrence and \$1 Million aggregate coverage, or per Contract or Owner's Requirements.*

#### **1.9 BONDING REQUIREMENTS**

- A. *Please refer to Owner's General Conditions and Requirements from Purchasing.*

#### **1.10 PROJECT SCHEDULE**

- A. Project Start Date: To Be Determined (TBD)      Project Completion Date:      TBD
- B. All work shall be performed as per agreement between Contractor and Owner.

## **1.11 APPLICABLE REGULATIONS**

- A. Contractor shall perform all Work in compliance with the most recent edition of all applicable federal, state, and local regulations, standards and codes governing asbestos abatement, transport, and disposal of asbestos containing/contaminated materials, lead-based/containing surface coatings and contaminated materials, and all other hazardous materials.
  - 1. Requirements include obtaining permits, licenses, inspections, releases and similar documentation, as well as payments, statements and similar requirements associated with codes, regulations, and standards.
- B. Regulations, Standards, and Codes (General):
  - 1. General applicability of federal, state, and local regulations, standards and codes governing hazardous materials abatement, demolition, transport, and disposal, except to the extent that more explicit or more stringent requirements are written directly into the contract documents, all applicable regulations, standards, and codes have the same force and effect and are made a part of the contract documents as if copied directly into the contract documents, or as if published copies are bound herewith.
- C. Contractor Responsibility: The Contractor shall assume full responsibility and liability for the compliance with all applicable federal, state, and local regulations pertaining to work practices, transport, disposal, and protection of workers, visitors to the site, and persons occupying areas adjacent to the site.
  - 1. The contractor is responsible for providing training, medical examinations and maintaining training/medical records of personnel as required by the applicable federal, state, and local regulations, including personal air monitoring for all work practices.
  - 2. The Contractor shall hold the Owner and Project Environmental Consultant harmless for failure to comply with any applicable hazardous materials abatement, transport, disposal, safety, health or other regulation on the part of himself, his employees, or his subcontractors.

## **1.12 SUBMITTALS**

- A. No later than ten days prior to commencement of work, Contractor shall submit (three copies, unless otherwise specified) to the Project Environmental Consultant documentation that includes, without limitation, the following:
  - 1. Current Copies of licenses and registrations required by Article 1.5 Required Licensure (include copies of subcontractor's licenses).
  - 2. Copies of written notifications to the following regulatory agencies:
    - a. Cal/OSHA, as applicable
    - b. CDPH, as applicable.
  - 3. Current Proof of insurance coverage required by Article 1.8 Insurance Requirements (include proof of insurance for subcontractors).
  - 4. Current Proof of legal right to use patented equipment or processes

5. Current Documentation showing that Contractor's employees, including foreman, supervisor, and any other company personnel or agents who may be exposed to airborne lead dust or who may be responsible for any aspects of lead abatement activities, have received training as required by 29 CFR 1926.62 and 8 CCR 1532.1.
  6. Current Documentation from Physician (signed by an M.D.) showing that all employees or agents have received medical monitoring to determine whether they are physically capable of working while wearing the respirator required without suffering adverse health effects. The Contractor must be aware of and provide information to the examining physician about unusual conditions in the workplace environment (e.g. high temperatures, humidity, chemical contaminants) that may impact on the employee's ability to perform work activities.
  7. Current Documentation of respirator fit-testing for all Contractor employees and agents who must enter the work area. This fit-testing shall be conducted annually and in accordance with procedures as required by 29 CFR 1910.134 and 8 CCR 5144.
  8. An emergency preparedness plan as required by Article 1.15 - Emergency Planning.
  9. Master schedule, showing phasing, number of shifts, time for visual clearances, tear down and manpower loading to be utilized for the duration of the project.
- B. During abatement activities, Contractor shall submit to Project Environmental Consultant documentation that includes, without limitation, the following:
1. Copies of the work area entry/exit log book. Log book must record name, affiliation, time in, and time out for each entry into the work area.
  2. Copies of logs documenting filter changes on respirators, HEPA vacuums, differential pressure air filtration devices, water filtration device, and other engineering controls.
  3. Copies of Safety Data Sheets (SDS) for solvents, encapsulants, wetting agents, replacement materials, and other substances brought by Contractor to the Project Site. SDSs shall be available the first day that subject materials/substances are present on the project site.
  4. Results of all required OSHA compliance air monitoring. Results shall be available prior to the start of the following shift and within 24 hours of completion of the last shift.
  5. Copies of all accident/incident reports where injury or damage has occurred on or to the Owner's property.
  6. Copies of daily logs indicating location(s) worked, type of materials removed, quantity of materials removed and number of personnel conducting the aforementioned activities.
  7. Copies of all transport manifests, trip tickets and disposal receipts for all asbestos waste materials removed from the work area within 48 hours of the transport, to:

**A. Mr. Mike Anderson**  
**Director of Facilities, Maintenance & Operations**  
**Buena Park School District**  
**6885 Orangethorpe Avenue**  
**Buena Park, California 90620**  
**Phone: (714) 231-6777**

8. Abatement contractor is responsible for profiling all waste streams at the start of the project. Results must be submitted to the Environmental Consultant for verification of proper disposal.

### **1.13 NOTICES**

- A. Post in the clean room area of the worker decontamination enclosure a list containing the names, and telephone numbers of Owner, Construction Manager, Abatement Contractor, and Project Environmental Consultant.
- B. Post in the clean room area of the worker decontamination enclosure a list of all persons authorized to enter the work area.
- C. Additional postings shall include:
  1. Visitor Entry and Exit Log.
  2. Employee Daily Sign in Log.
  3. Entry and Exit Procedures.
  4. Emergency Procedures.
  5. Copies of permits required in Article 1.6 of this document and copies of notifications required in Article 1.7 of this document.
  6. As required by the Department of Labor.

### **1.14 SITE USE AND SECURITY**

- A. Confine operations at the site to the areas permitted under the Contract. Portions of the site beyond which areas on which work is indicated are not to be disturbed.
- B. The work area shall be restricted only to authorized, trained and protected personnel, including Contractor, Contractor's employees, Owner employees, Owner, Construction Manager, Project Environmental Consultant, State and Local Inspectors.
- C. Entry into the work area by unauthorized individuals shall be reported immediately to the Project Environmental Consultant.
- D. Contractor shall be responsible for Project site security during abatement operations in order to protect work efforts and equipment.

### **1.15 EMERGENCY PLANNING**

- A. Emergency planning and procedures shall be developed by Contractor prior to abatement initiation.



- B. Emergency procedures shall be in written form and prominently posted. Contractor shall ensure that all persons entering the work area read these procedures and understand the Project site layout, location of emergency exits and emergency procedures.
- C. Emergency planning shall include considerations of fire, explosion, electrical hazards, slips, trips and falls, confined spaces, school emergencies and heat related injury. Written procedures shall be developed and employee training in procedures shall be provided by Contractor.
- D. Employees shall be trained in evacuation procedures in the event of work place emergencies.
  - 1. For non-life-threatening situations, employees injured or otherwise incapacitated shall decontaminate following normal procedures with assistance from fellow workers, if necessary, before exiting the work place to obtain proper medical treatment.
  - 2. For life-threatening injury or illness, worker decontamination shall take least priority. After measures to stabilize the injured worker, remove him from the work place and secure proper medical treatment.
  - 3. Telephone numbers of all emergency response personnel and map to closest hospital shall be prominently posted in the clean and equipment rooms.

#### **1.16 FIRE PROTECTION**

- A. All plastic, spray-on strippable coatings, and structural materials used in the asbestos abatement process shall be UL-approved and certified as fire retardant or noncombustible.
- B. Wood shall be pressure impregnable and certified as fire retardant.
- C. Safety Data Sheets (SDS) for fire retardant materials shall be made available upon request.
- D. All combustible rubbish and debris, including properly bagged asbestos shall be properly disposed of at the end of each working day.
- E. A minimum of one (1) 4A/60BC dry-chemical extinguisher shall be maintained at each of the following locations:
  - 1. At each corner of the work area. Where no clear corners exist, four (4) extinguishers shall be placed around the exterior wall of the work area so that they are approximately 25 percent of the total distance apart.
    - a. Exception: Where total contained work area is less than 1,000 square feet, two (2) 4A/60BC extinguishers shall be provided. All extinguishers shall be clearly identified with red tape.
  - 2. Contractor shall ensure that on site personnel are aware of the location and proper use of all extinguishers and other fire/life safety equipment.
- F. All existing fire detection, alarm systems, connections and standpipes shall remain in place,

active and unobstructed. Any alteration to this equipment must be approved by Project Environmental Consultant.

## **PART 2 - PRODUCTS**

### **2.1 MATERIALS**

A. Generally, Contractor shall carefully adhere to the following:

1. All plastic, spray-on strippable coatings and structural materials used shall be UL-certified as fire retardant or non-combustible.
2. Deliver all materials in the original packages, containers, or bundles bearing the name of the manufacturer and brand name (where applicable).
3. Fire-retardant polyethylene sheeting utilized for worker decontamination and construction/containment barriers shall be a minimum of six-mil in thickness.
4. Disposal bags shall be of six-mil polyethylene, pre-printed with labels as required by EPA regulation 40 CFR 61.152 (b) (I) (iv) or applicable Cal/OSHA requirements.
5. Stick-on labels as per EPA or Cal/OSHA requirements for disposal drums.
6. Warning signs as required by Cal/OSHA shall be utilized.
7. Disposal drums shall be 55-gallon DOT A1A (DOT 17H) with locking ring tops and will meet the requirements of 49 CFR 172-178.

B. Removal and Encapsulation:

1. Surfactant (wetting agent) shall be a 50/50 mixture of polyoxyethylene ether and polyoxyethylene ester, or equivalent, mixed in proportion of 1 fluid ounce to 5 gallons.
2. The encapsulating agent to be applied shall adhere to the substrate surfaces from which asbestos-containing material has been stripped.
3. The encapsulating agent shall not be flammable and should not be solvent-based or utilize a vehicle (the liquid in which the solid parts of the encapsulant are suspended) consisting of hydrocarbon.
4. If utilized, mastic removal solvents shall **NOT** be or create a RCRA waste, and shall be of the low odor variety.

C. Replacement:

1. Submit manufacturers certification indicating that replacement materials (if used) do not contain asbestos or more than 600 parts per million (dry weight) of lead.

## 2.2 EQUIPMENT

### A. General:

1. A sufficient quantity of HEPA vacuums and/or differential pressure air filtration devices equipped with HEPA filtration and operated in accordance with ANSI Z9.2-79 (local exhaust ventilation requirements) and EPA guidance document EPA 560/5-83-002 Guidance for Controlling Friable Asbestos Containing Materials in Buildings. To calculate total air flow requirement:

$$\text{Total ft}^3/\text{min} = \frac{\text{Vol. of work area (in ft}^3\text{)}}{15 \text{ min}}$$

To calculate the number of units needed for the abatement:

$$\text{Number of units needed} = \frac{[\text{total ft}^3/\text{min}]}{[\text{capacity of unit in ft}^3/\text{min}]}$$

2. At a minimum, full-face powered air-purifying respirators (PAPRs) with P-100 cartridges shall be utilized during all friable/Class I asbestos removal and for all removal of lead-containing paints/substances involving abrasive removal techniques.
3. At a minimum, half-face air-purifying respirators with P-100 cartridges shall be utilized during all ceramic tile or lead-containing paint removal/impact except abrasive removal, or for the removal of all non-friable/Class II asbestos removal.
4. Respirators shall be furnished to the abatement workers by Contractor. The respirators shall have been tested and approved by National Institute of Occupational Safety and Health (NIOSH) for use in asbestos atmospheres.
5. Full body disposable protective clothing, including head, body, and foot coverings shall be furnished to visitors in sizes adequate to accommodate movement without tearing.
6. Additional safety equipment as supplied in accordance with 8 CCR 1514 through 8 CCR 1522, (e.g. hard hats, eye protection, safety shoes, hand protection, hearing protection, body protection, etc.), as necessary, shall be furnished to all workers and authorized visitors.
7. Non-skid foot wear shall be furnished to all abatement workers. Disposable clothing shall be adequately sealed to the footwear to prevent body contamination.
8. Furnish a sufficient supply of disposable mops, rags, and sponges for work area decontamination.

### B. Removal:

1. A sufficient supply of scaffolds, ladders, lifts and hand tools (e.g., scrapers, wire cutters, brushes, utility knives, wire saws, etc.) shall be furnished as needed.
10. Rubber dustpans and rubber squeegees shall be furnished for cleanup.
3. Brushes utilized for removing loose asbestos-containing material shall have nylon or

fiber bristles, not metal.

4. A sufficient supply of HEPA filtered vacuum systems shall be furnished during cleanup.
- C. Encapsulation: Encapsulants shall be sprayed using airless spray equipment or hand pressurized sprayer.
- D. Enclosure: Hand tools equipped with HEPA filtered local exhaust ventilation shall be utilized during the installation of enclosures and supports if there is any need to disturb asbestos containing materials during this process. As an alternative asbestos material may be partially removed following controlled removal procedures approved by the Project Environmental Consultant.

### **PART 3 - EXECUTION**

#### **3.1 CLASS I ASBESTOS REMOVAL WORK**

**NOT APPLICABLE**

#### **3.2 CLASS II ASBESTOS REMOVAL WORK - GENERAL**

**NOT APPLICABLE**

#### **3.3 CLASS II ASBESTOS REMOVAL WORK – ROOFING PRODUCTS**

**NOT APPLICABLE**

#### **3.4 CLASS III ASBESTOS DISTURBANCE**

**NOT APPLICABLE**

#### **3.5 LBP IMPACTS – REMOVAL/DEMOLITION**

This section applies to the removal of lead-based paints and/or the demolition of components coated with lead-based paints.

- A. Post warning signs meeting the specifications of 8 CCR 1532.1 and 29 CFR 1926.62 at any location and approaches to a location where airborne concentrations of lead dust may exceed ambient background levels. Signs shall be posted at a distance sufficiently far enough away from a work area to permit a person to read the sign and take necessary protective measures to avoid exposure. Barrier tape shall be utilized in conjunction with signs for exterior removal activities, to delineate the extent of regulated work areas.
- B. Prepare appropriate fall protection systems in accordance with the requirements of Title 8 California Code of Regulations, Sections 1669, 1670, 1724 and anchoring guidance from Title 8 California Code of Regulations, Section 3283 (where applicable).
- C. Install worker decontamination unit described in Article 3.8 or as agreed upon with Project Environmental Consultant.

- D. Lead-containing materials (LCM) handlers involved in removal procedures shall wear two disposable Tyvek suits, including gloves, hood and footwear. Minimum respiratory protective equipment shall be half-face air-purifying respirators equipped with P100 filters. Upon exiting the work area the handlers shall HEPA vacuum all visible debris from the outer suit, dispose of it as lead-contaminated waste, and proceed through the decontamination unit for full decontamination.
- E. Isolate work area by installing critical barriers or curtained doorways across all openings where airborne lead dust migration may cause secondary lead contamination (for work where components will be removed relatively intact, such as doors, downspouts, and wood trim, drop cloths will suffice).
- F. Cover floors in each work with fire retardant polyethylene sheeting (do not cover floors where flooring finishes, such as ceramic flooring, for example, are to be removed).
  - 1. A single layer of six-mil (minimum) sheeting.
  - 2. Containment plastic shall be sized to minimize seams.
  - 3. Where multiple layers of floor poly are utilized, sheeting shall be installed in a fashion so as to prevent slippage between successive layers of material.
- G. Cover all immovable items and/or construct walls in the Work Area with fire retardant polyethylene sheeting. Walls that will be demolished do not necessarily need protection (check with Project Environmental Consultant).
  - 1. Walls shall be covered with six-mil fire-retardant polyethylene sheeting (sealed airtight with duct tape).
  - 2. Plastic shall be sized to minimize seams.
  - 3. Wall sheeting shall overlap floor sheeting by at least 12 inches beyond the wall/floor joint to provide a better seal for negative pressure.
  - 4. Wall sheeting shall be secured adequately to prevent it from falling away from the walls. This may require additional support/attachment when Negative Pressure Ventilation Systems area utilized.
  - 5. Fire exits shall be clearly labeled with red tape or equivalent.
- H. Where manual demolition is employed for lead removal, such as ceramic tile demolition (for example), periodically mist the work area and materials to be impacted to maintain a wet condition and avoid the creation of airborne dust, which may carry lead.
- I. The Contractor shall carry out all impacts to lead-based surface coatings in a manner that will minimize pulverizing, breaking, abrading, or in any other way impacting lead-containing paints and generating airborne lead-containing dust.
- J. Once all removal activities have been completed, clean-up of the work areas shall be conducted in accordance with Article 3.7 - Clean-Up.

- K. Dispose of all lead-containing/contaminated waste in accordance with Article 3.9 - Disposal Procedures.

### 3.6 UNIVERSAL WASTE RULE IMPACTS (REFRIGERANTS, PCBs, Etc.)

This section applies to the removal of all Universal Waste Rule items, such as fluorescent light fixture ballasts, non-incandescent lamps (fluorescent light tubes), as well as other commonly encountered items, such as refrigerants.

- A. All fluorescent light fixtures to be disposed of shall be disassembled in a non-destructive manner. All fluorescent light tubes shall be removed intact, packaged, and disposed of in accordance with Title 22 of the California Code of Regulations, Sections 66243, et seq., and Sections 25157.8, et al, of the California Health and Safety Code.
- B. Once fluorescent light tubes have been removed from light fixtures to be disposed of, ballasts shall be visually inspected. All ballasts which are not clearly marked “No PCBs” or “PCB Free” shall be assumed to contain PCBs, and shall be removed intact, packaged, and disposed of in accordance with Title 22 of the California Code of Regulations, Sections 66243, et seq., and Sections 25157.8, et al, of the California Health and Safety Code. Any ballasts which are observed to be leaking shall be containerized, and shall be disposed via incineration as per 40 CFR 761. All other ballasts may be incinerated or recycled, in accordance with 40 CFR 761. ***In spite of the small capacitor variance, land disposal of PCB-containing ballasts shall not be considered an acceptable disposal method, under any circumstances.***
- C. Mercury switches identified in thermostat controls and/or any other electrical switching equipment to be demolished shall be removed intact, packaged, and disposed of in accordance with Title 22 of the California Code of Regulations, Sections 66243, et seq., and Sections 25157.8, et al, of the California Health and Safety Code. ***The Owner’s preferred method of disposal shall be recycling.***
- D. All identified refrigerants shall be collected and disposed of in accordance with all applicable SCAQMD and federal EPA guidelines. ***The Owner’s preferred method of disposal shall be recycling.***
- E. All other Universal Waste Rule wastes shall be removed intact, where feasible, and shall be packaged and disposed of in accordance with Title 22 of the California Code of Regulations, Sections 66243, et seq., and Sections 25157.8, et al, of the California Health and Safety Code.

### 3.7 CLEAN-UP PROCEDURES

- A. Remove and containerize all visible accumulations of lead-containing material and lead-contaminated debris utilizing rubber dust pans and rubber squeegees to move material around. Do not use metal shovels to pick up or move accumulated waste within contained work areas.

Lead-containing wastes shall be containerized in 55-gallon steel drums with labels as required by 8 CCR 1532.1 and 22 CCR 66504.

All other hazardous wastes shall be containerized as appropriate and disposed of in a manner that satisfies the requirements for waste characterization and disposal in accordance with the

requirements of Title 22 of the California Code of Regulations, Sections 66243, et seq., and Sections 25157.8, et al, of the California Health and Safety Code.

- B. Whether cleaning an asbestos work area or a lead work area (or both), wet clean all surfaces in the work area utilizing rags, mops and sponges, and clean all horizontal surfaces within each work area with a HEPA-vacuum, as appropriate.
- C. Remove the cleaned layer of polyethylene sheeting from floors and walls, as applicable. Windows, doors, HVAC system vents and all other openings (critical barriers, if employed) shall remain sealed. Dispose of as asbestos-contaminated or lead-contaminated as appropriate to the work area in question.
- D. After gross cleaning of the work area, HEPA-vacuum and wet clean all objects and surfaces in the work area are completed, remove all containerized waste from the work area.
- E. Decontaminate all tools and equipment and remove at the appropriate time in the cleaning sequence.
- F. Project Environmental Consultant will inspect the work area for visible residue. If any accumulation of residue is observed, it will be assumed to be lead, as appropriate to the work area, and a second settling period and cleaning cycle repeated at no additional cost to Owner.
- G. Following the satisfactory completion of clearance air monitoring or clearance wipe testing, the remaining barriers may be removed and prepared for proper disposal. A final visual inspection by Project Environmental Consultant will be performed. Unsatisfactory conditions may require additional cleaning and air monitoring/wipe sampling, at no additional cost to Owner.

### **3.8 WORKER DECONTAMINATION SYSTEMS**

- A. Worker decontamination enclosure systems shall be provided at all locations where workers will enter or exit the work area. At a minimum, a one-stage system at a single location is required for each lead work area.
- B. Worker decontamination enclosure systems constructed at the Project site shall utilize six-mil, fire-retardant polyethylene sheeting, or other approved materials for privacy.
- C. Personnel Decontamination Units shall not be located inside the work area(s) unless specifically authorized by the Project Environmental Consultant.
- D. Alternate methods of providing Decontamination facilities may be submitted to the Project Environmental Consultant for approval. Do not proceed with any such method(s) without the written authorization.
- E. The worker decontamination enclosure system shall consist of at least a cleansing station in accordance with the requirements of 8 CCR 1527 and 8 CCR 1529, equipped with adequate water, towels and cleansing agents to accommodate the entire crew and visitors.

### **3.9 DISPOSAL PROCEDURES**

- A. All lead waste shall be either disposed of as construction debris (if STLC/TCLP results allow) or lead-containing waste (with attendant RCRA codes, if STLC/TCLP results so require).



- B. All lead wastes shall be either disposed of as construction debris (if STLC/TCLP results allow) or lead-containing waste (with attendant RCRA codes, if STLC/TCLP results so require).
- C. All hazardous wastes (including non-hazardous asbestos wastes) must be disposed of by a certified waste hauler approved by the Owner.
- D. Arrange for proper disposal of any generated hazardous waste stream through an Owner-approved waste disposal facility.
- E. Obtain the EPA Hazardous Waste Generator Identification Number and State of California Hazardous Waste Tax Identification Number from the Owner.
- F. All hazardous waste manifests or non-hazardous material data forms shall be delivered to the Project Environmental Consultant. Record keeping format shall utilize a chain of custody form which includes the names and addresses of the Generator (Owner), Contractor, Waste Hauler, pickup site, disposal site, the estimated quantity of the lead waste and the type of containers used. The form shall be signed by the Generator, Contractor, Waste Hauler and the Disposal Site Operator, as the responsibility for the material changes hands.

### **3.10 REESTABLISHMENT OF THE WORK AREAS**

- A. Reestablishment of the work area shall only occur following the completion of clean-up procedures and after visual, and if applicable, clearance lead dust-wipe monitoring has been performed and documented to the satisfaction of Project Environmental Consultant.
- B. Contractor and Project Environmental Consultant shall visually inspect the work area for any remaining visible residue. Evidence of contamination will necessitate additional cleaning and air monitoring requirements at no additional cost to Owner, until approved by PEC.
- C. Upon approval by Project Environmental Consultant, the Contractor shall remove remaining fire retardant polyethylene sheeting, critical barriers, and decontamination unit.
- D. Repair all areas of damage that occurred as a result of abatement activities at no additional cost to Owner, unless other arrangements and approval have been provided by the Owner.

### **3.11 ENVIRONMENTAL MONITORING**

Stop work order due to inefficiencies:

If, at any time, the Owner's Representative or Project Environmental Consultant decides work practices are violating Specifications, or, Federal or local regulations to extent of potential endangerment of building users, workers, Owner's Representative, employees or public, he will immediately notify Contractor (followed up in writing) that operations shall cease until corrective action is taken by Contractor. Contractor shall take such corrective action before proceeding with work. Loss or damage due to Stop Work Order(s) shall be Contractor's responsibility. A Stop Work Order, issued by Owner's Representative or Project Environmental Consultant shall become effective immediately.

- A. As applicable, air monitoring will be carried out by the Project Environmental Consultant on behalf of the Owner to verify that the building beyond the contamination area and the outside environment remains uncontaminated.

- B. Background Air Monitoring:
1. The Project Environmental Consultant may collect background dust-wipe samples for the presence of lead, as applicable.
- C. Area Air Monitoring: The Project Environmental Consultant will conduct in-progress air monitoring daily to determine area airborne contaminant concentrations within the confines of the work area.
1. Environmental Air Sampling: Ambient air samples are taken and analyzed to indicate fiber migration from containment to the environment. Should any environmental sample outside work areas exceed the lead action level, all work will immediately halt except for corrective work.
- D. Clearance Dust-Wipe Monitoring:
1. Following the completion of final clean-up operations, notify the Project Environmental Consultant that work areas are ready for final inspection.
  2. For work associated with LBP, wipe sampling may be performed (as applicable) within the controlled work areas following completion of all lead-related impact and decontamination efforts.
    - a. Release Criteria: Decontamination of the work site is complete when each of at least two samples per work area are analyzed and reveal lead dust concentrations below those set forth by CDPH in 17 CCR 35001, et. seq. Generally, this shall be 10 micrograms of lead per square foot of area on interior floors and 400 micrograms of lead per square foot of area on exterior floors.
    - b. If these conditions are not met then the decontamination is incomplete and the cleaning procedures noted in Article 3.7 above shall be repeated. The area shall be re-tested at no additional cost to Owner until satisfactory levels are obtained.

### 3.12 OSHA PERSONAL AIR MONITORING:

- A. **Worker exposure personal air monitoring and laboratory analysis required by OSHA is the responsibility of the contractor. The contractor is responsible for providing daily OSHA compliance monitoring as per 29 CFR 1926.62 and 8 CCR 1532.1 for lead. A "negative exposure assessment (NEA)" will NOT be accepted to remove respiratory protection since respiratory protection is required at ALL times during lead-based paint abatement activities.**
1. At minimum, Contractor shall conduct representative (25% of crew) breathing zone personal air monitoring of its employees twice each shift and repeated daily, as derived in accordance with 29 CFR 1926.1101 (f)(2)(iii) and 8 CCR 1529 for asbestos, and 8 CCR 1532.1 for lead.
  2. Monitoring shall be conducted by a qualified air professional experienced and

knowledgeable about the methods of air monitoring and in accordance with 29 CFR 1926.1101, 8 CCR 1529 and 8 CCR 1532.1.

3. Monitoring results and appropriate laboratory analysis work shall be submitted to Project Environmental Consultant **within 72 hours of the monitoring work.**

### **3.13 ALTERNATIVE PROCEDURES**


- A. If specified procedures cannot be utilized, a request shall be made in writing to Project Environmental Consultant providing details of the problem encountered and recommended alternatives.
- B. The removal of all “other” hazardous materials shall be handled as an alternative procedure. Contractor shall submit a work plan for the removal, handling, and disposal of all “other” hazardous materials, including but not limited to fluorescent light ballasts and tubes, mercury switches, refrigerants, batteries, and radioactive smoke detector sources. Work described in said work plan(s) shall not commence until the work plan has been accepted and approved, in writing, by Project Environmental Consultant.
- C. Alternative procedures shall provide equivalent or greater protection than procedures that are replaced.
- D. Any alternative procedure must be approved in writing by the Project Environmental Consultant prior to the implementation of the procedure.

#### **NOTES:**

- ***VISTA’s ESTIMATED quantities ARE NOT to be solely used for the purpose of bidding on this project. It is the responsibility of the Contractor to verify quantities and locations through site visit(s) and drawing take-off’s. Any discrepancies between the documentation and the site visit must be submitted to the Owner or Owner’s representative in writing PRIOR to bidding.***

Respectfully Submitted,

**Vista Environmental Consulting, Inc.**



Stephen S. Reese

Senior Project Manager

Certified Asbestos Consultant #05-3853 (Expires 9/22/2022)

CDPH Lead Inspector-Assessor/Project Monitor LRC#00006759/58 (Expires 11/25/2022)

**End of Section 13280**